



**KIA**  
CENTER

# PRODUCTION **GUIDE**

VERSION 6.9



**KIA** CENTER



TICKETS AVAILABLE  
MON., FEB. 13 | 7:00 PM  
ORLANDOMAGIC.COM

ORLANDO  
**MAGIC**

**KIA CENTER | ORLANDO, FL**  
400 West Church Street, Orlando, FL 32801

# **WMA** **CENTER**

## ***TABLE OF CONTENTS***

2	Staff Directory
3	General Information
7	Backstage
11	Booking Procedures
12	Electrical Show Power
14	Equipment
17	LED Content Creation Guide
22	Radio Frequencies
23	Food & Beverages/Catering
24	Audio Heights
25	Labor Rates
26	Marketing
27	Parking Options
28	Truck Parking
29	Permitting
30	Rigging
32	Stagehand Services
33	Seating and Floor Specifications
35	Security
36	Local Catering Options
37	Emergency Preparedness
40	Notes

# **STAFF DIRECTORY**

## **Administration**

ALLEN JOHNSON Chief Venues Officer  
allen.johnson@orlando.gov | 407.440.7070

CRAIG BORKON Deputy Chief Venues Officer  
craig.borkon@orlando.gov | 407.440.7040

CHARLES LEONE Deputy Chief Venues Officer  
charles.leone@orlando.gov | 407.440.7060

ROBERTA SCOTT Executive Assistant  
roberta.scott@orlando.gov | 407.440.7008

ADOLFINA ORTIZ Administrative Specialist  
adolфина.ortiz@orlando.gov | 407.440.7071  
*\* to the CVO*

## **Business**

CLYDE BOUTTE Business Division Manager  
clyde.boutte@orlando.gov | 407.440.7051

MIGUEL WILLIAMS Fiscal Manager  
miguel.williams@orlando.gov | 407.440.7050

COURTNEY THORNBERRY Accountant III  
courtney.thornberry@orlando.gov | 407.440.7054

MELINDA RICHARDS Accounting Specialist  
melinda.richards@orlando.gov | 407.440.7053

STEPHANIE COUGHLIN Accounting Specialist  
stephanie.coughlin@orlando.gov | 407.440.7023

BRIAN WEBER Technology Specialist  
brian.weber@orlando.gov | 407.440.7025

## **Operations**

MIKE SENAY Operations Manager  
michael.senay@orlando.gov | 407.440.7061

OLLIE RIVES Maintenance Manager  
ollie.rives@orlando.gov | 407.440.7030

GREG PAMPLONE Engineering Manager  
greg.pamplone@orlando.gov | 407.440.7034

## **Marketing**

KIRK WINGERSON Marketing Division Manager  
kirk.wingerson@orlando.gov | 407.440.7024

TANYA BOWLEY Marketing and Promotions Manager  
tanya.bowley@orlando.gov | 407.440.7020

VICTORIA GAGARIN Marketing Coordinator  
victoria.gagarin@orlando.gov | 407.440.7044

TOM METEVIA Interactive Media Coordinator  
thomas.metevia@orlando.gov | 407.440.7022

## **Guest Experiences**

MIKE WEEMAN Guest Experiences Division Manager  
michael.weeman@orlando.gov | 407.440.7012

AMANDA HORNING Venues Events Assistant Div. Mgr.  
amanda.horning@orlando.gov | 407.440.7045

RYAN FITZGERALD Senior Event Manager  
ryan.fitzgerald@orlando.gov | 407.440.7021

## **Security**

PAUL GROHOWSKI Security Manager  
pauk.grohowski@orlando.gov | 689.246.9902

WALTER MELTON Assistance Security Manager  
(24/7 Office) 407.669.5223

## **Box Office**

ERIC JOHNSON Box Office Manager  
eric.johnson@orlando.gov | 407.440.7055

RYAN FOLSOM Asst. Box Office Manager  
cary.clark@orlando.gov | 407.440.7056

## **Booking**

KEVIN BROWN Booking Division Manager  
kevin.brown@orlando.gov | 407.440.7041



# GENERAL INFORMATION

## Address/Shipping Address

KIA CENTER  
400 West Church Street  
Suite 200  
Orlando, FL 32801-2515

Tel: 407.440.7000  
Fax: 407.440.7001

## Directions to Kia Center

### From the North:

Take I-4 West to exit 82B to Anderson Street. Turn right onto Division Street. Turn right onto West Church Street. Kia Center will be on the right side.

### From the South:

Take I-4 East to 82B to South Street on the right. Continue straight on Garland Avenue. Turn left on West Church Street. Kia Center will be on the left side.

### From the West:

Take FL-408 East (toll road) to exit #9 toward US-92/US-17/US-441 (toll road). Merge onto Carter Street. Turn left at South Orange Blossom Trail/US-17/US-92. Turn right onto West Church Street. Kia Center will be 6 blocks down on the right side.

### From the East:

Take FL-408 West (partial toll road) to exit #11A toward Rosalind Avenue. Turn left at East South Street. Turn right onto South Division Avenue and then right onto Church Street. Kia Center will be on the right side.

## Airports

### ORLANDO EXECUTIVE AIRPORT (4 miles)

Orlando Executive Airport is located 4 miles from Kia Center. For your convenience, the following charter air services are located there; Sheltair Aviation and Showalter Flying Service.

### Sheltair Aviation

321 North Crystal Lake Drive  
Orlando, Florida, 32803

Tel: 407.896.2799  
Fax: 407.581.5652

### Driving Directions:

#### Kia Center to Sheltair Aviation:

1. Head east on Church Street to South Garland Avenue, (go 0.1 mi)
2. Turn left onto South Garland Avenue, (go 0.4 mi)
3. Turn right onto West Robinson Street, (go 2.2 mi)
4. Turn right onto North Crystal Lake Drive, (go 492 ft)
5. Make a U-turn, Sheltair Aviation will be on the right.

#### Sheltair Aviation to Kia Center:

1. Head northwest on North Crystal Lake Drive toward East Robinson Street, (go 450 ft)
2. Take the first left onto East Robinson Street, (go 2.3 mi)
3. Turn left onto North Hughey Ave, (go 0.4 mi)
4. Take the 3rd right onto West Church Street, Kia Center will be on your left.

### Showalter Flying Service

400 Herndon Avenue  
Orlando, Florida 32803

Tel: 407.894.7331  
Fax: 407.894.5094

### Driving Directions:

#### Kia Center to Showalter Flying Service:

1. Head east on Church Street to South Garland Avenue, (go 0.1 mi)
2. Turn left onto South Garland Avenue, (go 0.4 mi)
3. Turn right onto West Robinson Street, (go 2.3 mi)
4. Turn left onto Maguire Blvd, (go 0.5 mi)
5. Turn right onto East Colonial Drive, (go 0.4 mi)
6. Turn right onto Herndon Avenue, (go 0.2 mi)
7. Slight right onto Elwell Avenue to terminal.

#### Showalter Flying Service to Kia Center:

1. Head north on Elwell Avenue toward Herndon Avenue, (go 203 ft)
2. Continue onto Herndon Avenue, (go 0.2 mi)
3. Turn left onto East Colonial Drive, (go 0.4 mi)
4. Turn left onto Maguire Blvd, (go 0.5 mi)
5. Turn right onto East Robinson Street, (go 2.3 mi)
6. Turn left onto North Hughey Avenue, (go 0.4 mi)
7. Take the 3rd right onto West Church Street, Kia Center will be on your left.



**ORLANDO INTERNATIONAL AIRPORT (13 miles)**  
One Airport Boulevard  
Orlando, FL 32837

Tel: 407.825.2001 (General Inquiries)  
Tel: 407.825.8463 (Flight Information)  
Airport Code: MCO  
Airport Use: Commercial  
orlandoairports.net

**Driving Directions:**

**Kia Center to Orlando International Airport:**

1. Start at 400 West Church Street going toward South Hughey Avenue, (go 0.1 mi)
2. Turn right on South Hughey Avenue, (go 0.1 mi)
3. Take ramp onto I-4 West, (go 0.6 mi)
4. Take exit #82A/SR-408 onto SR-408 East toward Titusville (toll road), (go 4.7 mi)
5. Take exit #14 (SR-436) onto Lake Underhill Road (toll road), (go 0.5 mi)
6. Turn right on South Semoran Boulevard (SR-436 South), (go 6.1 mi)
7. Continue on Airport Boulevard toward Orlando Int'l Airport, (go 0.7 mi)
8. Follow signs to terminal.

**Orlando International Airport to Kia Center:**

1. Start going toward the airport exit on Airport Boulevard, (go 1.2 mi)
2. Take left ramp onto Airport Boulevard toward Terminal B/North Exit (SR-436 toll road)/SR-528, (go 1.9 mi)
3. Continue on South Semoran Boulevard (SR-436 North), (go 6.1 mi)
4. Take ramp onto SR-408 West (toll road) toward Downtown/Orlando (toll road), (go 3.6 mi)
5. Take exit #11A/Rosalind Avenue/Hospital (toll road), (go 0.5 mi)
6. Turn left on East South Street (SR-15 North), (go 0.5 mi)
7. Turn right on South Garland Avenue, (go 0.1 mi)
8. Turn left onto West Church Street, (go 0.1 mi).

For your convenience, the following charter air services are located at Orlando International Airport.

**Galaxy Aviation of Orlando (MCO)**  
9425 Tradeport Drive  
Orlando, Florida 32827

Tel: 407.851.8304  
Fax: 407.855.9588

**Galaxy Aviation to Kia Center:**

1. Head north on Tradeport Drive toward Binnacle Way, (go 1.6 mi)
2. Take ramp onto FL-528 W (partial toll road), (go 9.4 mi)
3. Keep right at fork for I-4 East/Downtown Orlando/merge onto I-4 East, (go 10.5 mi)
4. Take exit #82B for South Street, (go 0.7 mi)
5. Go straight to Garland Avenue, (go 0.1 mi)
6. Take left onto West Church Street, Kia Center will be on your left, (go 0.1 mi).

**Kia Center to Galaxy Aviation:**

1. Head east on West Church Street to South Hughey Avenue, (go 0.1 mi)
2. Turn right onto South Hughey Avenue to I-4 West, (go 0.1 mi)
3. Enter I-4 West, (go 10.8 mi)
4. Take exit #72 to merge onto FL-528 East (partial toll road), (go 9.3 mi)
5. Take exit #9 toward Tradeport Drive/Conway Road, (go 0.2 mi)
6. Turn right onto Tradeport Drive, (go 1.7 mi)
7. Make a U-Turn at Express Drive, destination on right, (go 0.2 mi).

**Signature Flight Support**  
4215 Lindy Circle  
Orlando, Florida 32827

Tel: 407.825.6999  
Fax: 407.856.5598

**Signature Flight Support to Kia Center:**

1. Head west on Lindy Circle to Binford Road, (go 456 ft)
2. Take the 2nd right onto Tradeport Drive, (go 2.1 mi)
3. Take the ramp to FL-528 West (partial toll road), (go 9.4 mi)
4. Keep right at fork for I-4 East/Downtown Orlando/merge onto I-4 East, (go 10.5 mi)
5. Take exit #82B for South Street, (go 0.7 mi)
6. Go straight to Garland Avenue, (go 0.1 mi)
7. Take left onto West Church Street, Kia Center will be on your left, (go 0.1 mi).

#### Kia Center to Signature Flight Support:

1. Head east on West Church Street to South Hughey Avenue, (go 0.1 mi)
2. Turn right onto South Hughey Avenue to I-4 West, (go 0.1 mi)
3. Enter I-4 West, (go 10.8 mi)
4. Take exit #72 to merge onto FL-528 East (partial toll road), (go 9.3 mi)
5. Take exit #9 toward Tradeport Drive/Conway Road, (go 0.2 mi)
6. Turn right onto Tradeport Drive, (go 1.7 mi)
7. Turn left onto Lindy Circle / Destination will be on the left, (go 0.2 mi).

## Hospitals

#### ORLANDO HEALTH (1.5 miles) "Trauma 1"

1414 Kuhl Avenue  
Orlando, Florida 32806

Tel: 321.841.5411

Tel: 321.841.5210 (Emergency Department)  
orlandohealth.com

#### Orlando Regional Medical Center - ER

29 West Sturtevant Street  
Orlando, Florida 32806

#### Driving Directions:

##### Kia Center to Orlando Regional Medical Center:

1. Head west on West Church Street toward South Bryan Ave, (go 410 ft)
2. Turn left onto South Division Avenue, (go .03 mi)
3. Turn left on East Anderson Street, (go 0.4 mi)
4. Turn right on South Orange Avenue, (go 0.9 mi)
5. Turn right into ORMC Emergency Room.

##### Kia Center to Orlando Health:

1. Start at 400 West Church Street, going toward South Division Avenue
2. Turn left on South Division Avenue, (go 0.6 mi)
3. Turn left on West Gore Street, (go 0.2 mi)
4. Turn right on Lucerne Terrace, (go 0.2 mi)
5. Turn left on West Columbia Street, (go 0.2 mi)
6. Turn right on Kuhl Avenue, (go 0.1 mi)
7. ORMC on the right.

#### Orlando Health to Kia Center:

1. Start at 1414 Kuhl Avenue, going toward West Underwood Street, (go 0.1 mi)
2. Turn left on West Columbia, (go 0.2 mi)
3. Turn right on Lucerne Terrace, (go 0.2 mi)
4. Turn left on West Gore Street, (go 0.2 mi)
5. Turn right on South Division Avenue, (go 0.6 mi)
6. Turn right on West Church Street.

#### FLORIDA HOSPITAL - ORLANDO (3.5 Miles)

601 East Rollins Street  
Orlando, Florida 32803

Tel: 407.303.5600

floridahospital.com

#### Driving Directions:

##### Kia Center to Florida Hospital:

1. Go east on West Church Street towards South Hughey Avenue, (go 0.1 mi)
2. Turn left onto South Garland Avenue, (go 0.7 mi)
3. Merge onto I-4 East via the ramp on the left, (go 1.3 mi)
4. Take Princeton Street exit, exit #85, (go 0.2 mi)
5. Turn right onto East Princeton Street ST/FL 438, (go 0.3 mi)
6. Turn left onto Bedford Road, (go 0.1 mi)
7. End at 601 East Rollins Street

##### Florida Hospital to Kia Center:

1. Start at 601 Rollins Street, going toward Bedford Road
2. Turn Left onto Bedford Road, (go 0.1 mi)
3. Turn Right onto East Princeton Street, (go 0.4 mi)
4. Turn Left to take ramp onto I-4 Westbound, (go 2.1 mi)
5. Take exit #82 to Anderson Street
6. Turn right onto Anderson Street, (go 0.1 mi)
7. Turn right onto Division Avenue, (go 0.2 mi)
8. Turn right onto West Church Street.

## **Hotels**

### **GRAND BOHEMIAN HOTEL (0.5 miles)**

325 South Orange Avenue  
Orlando, Florida 32801

Tel: 407.313.9000

Toll Free: 888.213.9110

grandbohemianhotel.com

### **ALOFT ORLANDO DOWNTOWN (0.5 miles)**

500 South Orange Avenue  
Orlando, Florida 32801

Tel: 407.380.3500

Toll Free: 877.462.5638

Fax: 407.380.3600

starwoodhotels.com

### **EMBASSY SUITES ORLANDO-DOWNTOWN (0.6 miles)**

191 East Pine Street  
Orlando, Florida 32801

Tel: 407.841.1000

embassysuitesorlandohotel.com

### **CROWNE PLAZA ORLANDO DOWNTOWN (0.9 miles)**

304 West Colonial Drive  
Orlando, Florida 32801

Tel: 407.843.8700

ichotelsgroup.com

### **RESIDENCE INN ORLANDO DOWNTOWN (1.2 miles)**

680 North Orange Avenue  
Orlando, Florida 32801

Tel: 407.482.1500

marriott.com

### **HAMPTON INN & SUITES DOWNTOWN SOUTH (1.5 miles)**

43 Columbia Street  
Orlando, Florida 32806

Tel: 407.270.6460

hamptoninn3.hilton.com

### **COURTYARD BY MARRIOTT ORLANDO DOWNTOWN (1.6 miles)**

730 North Magnolia Avenue  
Orlando, Florida 32803

Tel: 407.996.1000

Toll Free: 888.236.2427

orlandocourtyarddowntown.com

### **DOUBLETREE BY HILTON ORLANDO DOWNTOWN (1.9 miles)**

60 South Ivanhoe Boulevard  
Orlando, Florida 32804

Tel: 407.425.4455

doubletree1.hilton.com

### **COMFORT SUITES - DOWNTOWN ORLANDO (3.3 miles)**

2416 North Orange Avenue  
Orlando, Florida 32804

Tel: 407.228.4007 (Main)

orlandocomfortsuites.com

For additional hotel listings outside of downtown, visit Orlando/Orange County Convention & Visitors Bureau's website at [orlandoinfo.com](http://orlandoinfo.com)

## **Convention & Visitors Bureau**

### **ORLANDO/ORANGE COUNTY CONVENTION & VISITORS BUREAU**

6700 Forum Drive  
Suite 100  
Orlando, Florida 32821

Tel: 407.363.5872

Toll Free: 800.972.3304

[orlandoinfo.com](http://orlandoinfo.com)

The Orlando/Orange County Convention & Visitors Bureau, Inc. (Orlando CVB) is the only officially-recognized sales and marketing organization for the Orlando and Orange County area. Orlando CVB represents more than 1,450 private businesses that make up the area's tourism industry.

**Event Level Function Spaces**

ROOM NAME	SQ. FEET	SHOWERS	RESTROOMS	DIST. TO END STAGE
Production Office 1	304			140 ft.
Production Office 2	273			146 ft.
Conference Room	472			130 ft.
Green Room	982	X	X	143 ft.
Star Dressing Room 1*	260	X	X	200 ft.
Star Dressing Room 2*	354	X	X	220 ft.
Star Dressing Room 3	312	X	X	200 ft.
Star Dressing Room 4	257	X	X	215 ft.
Star Dressing Room 5	260	X	X	143 ft.
Star Dressing Room 6	256	X	X	95 ft.
Official Locker Room 1	135	X	X	245 ft.
Official Locker Room 2	157	X	X	245 ft.
Officials Lounge	217			227 ft.
Auxiliary Locker Room 1	1,017	X	X	310 ft.
Auxiliary Locker Room 2	847	X	X	255 ft.
AFL Locker Room	2,819	X	X	90 ft.
Hockey Locker Room	1,785	X	X	420 ft.
Press Support**	1,400			185 ft.
Press Workroom**	850			220 ft.

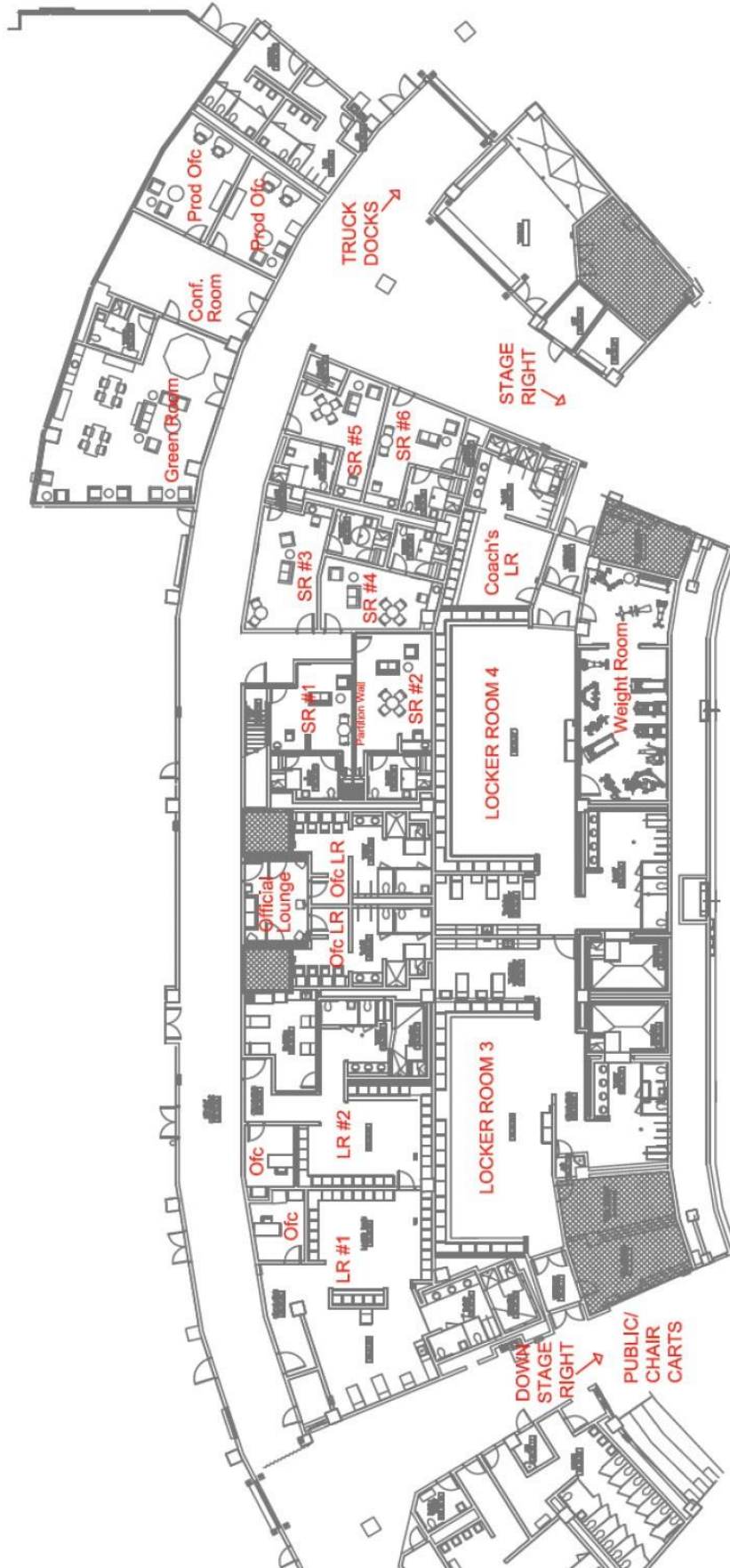
\* Rooms can be combined  
 \*\* Rooms can be combined  
 Rooms subject to availability.



## Kia Center Room Dimensions

ROOM NAME	MEASUREMENTS (L X W)	ROOM NAME	MEASUREMENTS (L X W)
Locker Room 1 (Main Room)	18' 7" X 19' 9"	Star Room 2 (Main Room)	15' 1" X 19' 11"
Locker Room 1 (Training Room)	19' 6" X 19' 9"	Star Room 2 (Bathroom)	9' 6" X 8' 8"
Locker Room 1 (Bathroom)	9' 6" X 7' 6"	Star Room 3 (Main Room)	23' 1" X 12' 3"
Locker Room 1 (Showers)	13' 1" X 13"	Star Room 3 (Bathroom)	8' 3" X 8' 9 1/2"
Locker Room 1 (Coaches Office)	11' 3" X 9' 8"	Star Room 4 (Main Room)	21' 3" X 19' 2"
Locker Room 2 (Main Room)	21' 11" X 17' 11"	Star Room 4 (Bathroom)	8' 10" X 8' 9 1/2"
Locker Room 2 (Training Room)	14' X 17' 6"	Star Room 5 (Main Room)	21' 3" X 17' 2"
Locker Room 2 (Bathroom)	14' 2" X 13' 6"	Star Room 5 (Bathroom)	9' X 10' 2"
Locker Room 2 (Showers)	11' 2" X 5' 10"	Star Room 6 (Main Room)	21' X 15' 7"
Locker Room 2 (Coaches Office)	9' 8" X 12'	Star Room 6 (Bathroom)	8' X 8' 9"
Locker Room 3 (Main Room)	23' 2" X 45' 4"	Green Room (Main Room)	36' 4" X 31' 3"
Locker Room 3 (Training Room)	27' 2 1/2" X 12'	Green Room (Bathroom)	11' 1" X 9' 8 1/2"
Locker Room 3 (Bathroom)	21' X 15' 8"	Conference Room	16' 7" X 30' 7"
Locker Room 3 (Showers)	15' 2" X 10'	Production Office 1	15' 1" X 19' 8"
Locker Room 4 (Main Room)	45' 4" X 15' 8"	Production Office 2	14' 8" X 19' 2"
Locker Room 4 (Training Room)	27' 3 1/2" X 12'	Officials Locker Room (Main Room)	16' 6" X 12' 4"
Locker Room 4 (Bathroom)	24' 5 1/2" X 17' 8"	Officials Locker Room (Bathroom 1)	16' 3" X 14' 10"
Locker Room 4 (Showers)	15' 2" X 10' 10"	Officials Locker Room (Bathroom 2)	16' 2" X 15' 5 1/2"
Locker Room 4 (Coaches Office)	19' 1" X 15' 8"	Officials Locker Room (Locker Room 1)	7' 3" X 11'
Locker Room 4 (Coaches Bathroom)	10' 3" X 15' 11"	Officials Locker Room (Locker Room 2)	10' 9" X 10'
Locker Room 4 (Multipurpose Room)	10' 8" X 15' 11"		
Star Room 1 (Main Room)	19' 11" X 15' 1"		
Star Room 1 (Bathroom)	8' 8" X 10'		

# Map of Event Level Function Spaces



## Amenities

**OFFICIALS LOUNGE** // Officials' locker rooms share a common lounge.

**AUXILIARY LOCKER ROOM 1** // Includes coaches office, training room and lockers.

**AUXILIARY LOCKER ROOM 2** // Includes coaches office, training room and lockers.

**LOCKER ROOM 3** // Includes changing room, locker room and training room.

**LOCKER ROOM 4** // Includes coaches office, coaches lockers, weight room, training room and lockers.

**MEDIA WORKROOM** // Concert Catering Room.

*Wireless access: Kia Center is equipped with phone and data capabilities. WIFI/Event SSID.*

## Freight Elevator

**Freight Elevator 1** // (1) 15,000 lbs  
**Dimensions** // 9'4"W x 23'10"D x 10'H  
**Access Door** // 9'W x 10'H

## Load-In Information

**LOAD-IN / LOAD-OUT** // The Kia Center loading dock area is located at 401 South Street between Hughey

Avenue and Division Avenue. South Street is the next major street to the south of Church Street.

**DOCKS AVAILABLE** // (5) during load-in / (6) during load-out. All loading docks can be closed while trucks are parked inside loading dock.

**LOADING DOCK ENTRANCE** // Located on South Street (south) between Hughey Avenue (east) and Division Avenue (west).

**DOCK POWER** // Each loading dock is equipped with (2) services of 200 amps 3-phase power.

**DOCK LEVELER** // Available at each dock.

**SCOREBOARD TRIM/CLEARANCE HEIGHT** // 72'H

**RIGGING STEEL HEIGHT** // 103'H

**LOADING DOCK TRUCK DOOR** // 8'W x 12'H

**ZAMBONI ROLL-UP ACCESS CLEARANCE** // 16'W x 14'H

**DRIVE IN RAMP CLEARANCE** // 18'W x 18'H (Dock #1)  
 Floor access from loading dock area (closest to Security Office). During events, this ramp must remain clear for emergency vehicles.

**VOMITORY CLEARANCE** // 8'H

**OVERFLOW PARKING** // GEICO Garage is located on South Street across from the loading docks. GEICO Garage provides additional parking for up to 25 buses or trucks on first floor (east side).

**PUSH FROM LOADING DOCK #2 TO FLOOR** // 55'  
 Door opening clearance // 17'x10'

## Concourse Elevation

LEVEL	HEIGHT
Event Floor	0'
Mezzanine (ADA)	16'-1"
Founders	25'-1"
Terrace Level (100 Level)	38'-6"
Threatlocker Club Level	56'-2"
Promenade (200 Level)	71'-6"
Last Row of Seating on Promenade Level	95'-8"
Sky	91'-11"
Press	101'-9"
Low Steel	103'
Roof	140'



# BOOKING PROCEDURES

## **Booking Contact**

KEVIN BROWN  
kevin.brown@cityoforlando.net  
407.440.7041

## **Calendar of Events**

Kia Center maintains an official event calendar for the booking of all available areas within Kia Center. The public calendar found on our website is not the booking calendar. Please contact the Booking Manager for tentative open dates for your upcoming event. Clients interested in holding dates for upcoming events are required to complete an Event Request Form.

## **Event Request Form**

Please contact a Booking Manager for an Event Request Form.

## **Contract Execution**

The Booking Manager will prepare a written contract to be signed by the client. All terms are subject to change until the contract has been signed and fully executed by both parties. Any additions made to the contract should be in writing and signed by both parties.

## **Deposits**

In addition to the rental contract, events may be required to provide a rental deposit. If tickets sales are not adequate to cover building expenses, the client may be required to make additional deposits prior to event date.

If deposits are not made by the agreed upon date, the event is subject to cancellation and deposit forfeiture.

## **Insurance & Indemnification Requirements**

Kia Center requires all clients to obtain their own insurance stating City of Orlando as Additional Insured. If insurance is not obtained by the client within (7) business days prior to event, event is subject to cancellation.

Bodily Injury\* – \$1,000,000  
Property Damage – \$1,000,000  
Additional Insured – City of Orlando

*\* Injury to, or death of, one or more persons as a result of any one occurrence.*

## **Settlement**

At the conclusion of the event, the client is responsible for settling all outstanding expenses and contractual fees.

At settlement, the client will be presented with proof of expenses acquired during client's events. (Example: Advertisement Expenses, Box Office Reports, Catering, Rent Balance, Taxes, Ticketing Expenses, Reimbursable Expenses, etc.)



# ELECTRICAL SHOW POWER

## Electrical Show Power

LOCATION	AMPS	PHASE	VOLTS
Upstage Left	(3) 400	3	120/208 <sup>(1)</sup>
	(2) 200	3	120/208 <sup>(1)</sup>
	(2) 200	3	120/208 - Isolated <sup>(2)</sup>
Upstage Right	(1) 400	3	120/208 - Isolated <sup>(2)</sup>
	(3) 400	3	120/208 <sup>(3)</sup>
	(2) 200	3	120/208 <sup>(3)</sup>
	(2) 200	3	120/208 - Isolated <sup>(4)</sup>
Arena North Floor	(1) 400	3	120/208 - Isolated <sup>(4)</sup>
	(2) 200	3	120/208 <sup>(5)</sup>
	(1) 125	3	120/208 - Isolated <sup>(5)</sup>
Downstage Right Vom	(2) 200	3	120/208 <sup>(3)</sup>
Downstage Left Vom	(2) 200	3	120/208 <sup>(1)</sup>
Loading Dock	(6) 200	3	120/208 <sup>(1)</sup>
	(6) 200	3	120/208 <sup>(3)</sup>
GEICO Garage	(1) 200	3	120/208 - Located on 1 <sup>st</sup> Floor (truck/bus staging)
	(1) 200	3	120/208 - Located on 8 <sup>th</sup> Floor
Plaza – Fan Fest Plaza (NW corner, outside on Church Street)	(1) 400	3	120/208 <sup>(5)</sup>

### SHOW POWER DISTRIBUTION AND TRANSFORMER SERVICES

<sup>(1)</sup> Power is serviced by a 500 kVA Transformer = 1,387 amps, 3-phase

<sup>(2)</sup> Power is serviced by a 225 kVA Transformer = 624 amps (isolated)

<sup>(3)</sup> Power is serviced by a 500 kVA Transformer = 1,387 amps, 3-phase

<sup>(4)</sup> Power is serviced by a 225 kVA Transformer = 624 amps (isolated)

<sup>(5)</sup> Power is serviced by a 500 kVA Transformer = 1,387 amps, 3-phase



200 Level Vorn:  
L15-30amp

CATWALK (with cams):  
200amps, 3-ph, 120/208,  
each on own 112KVA  
Transformer

CATWALK:  
(5) 200amps,  
3-ph, 277/480

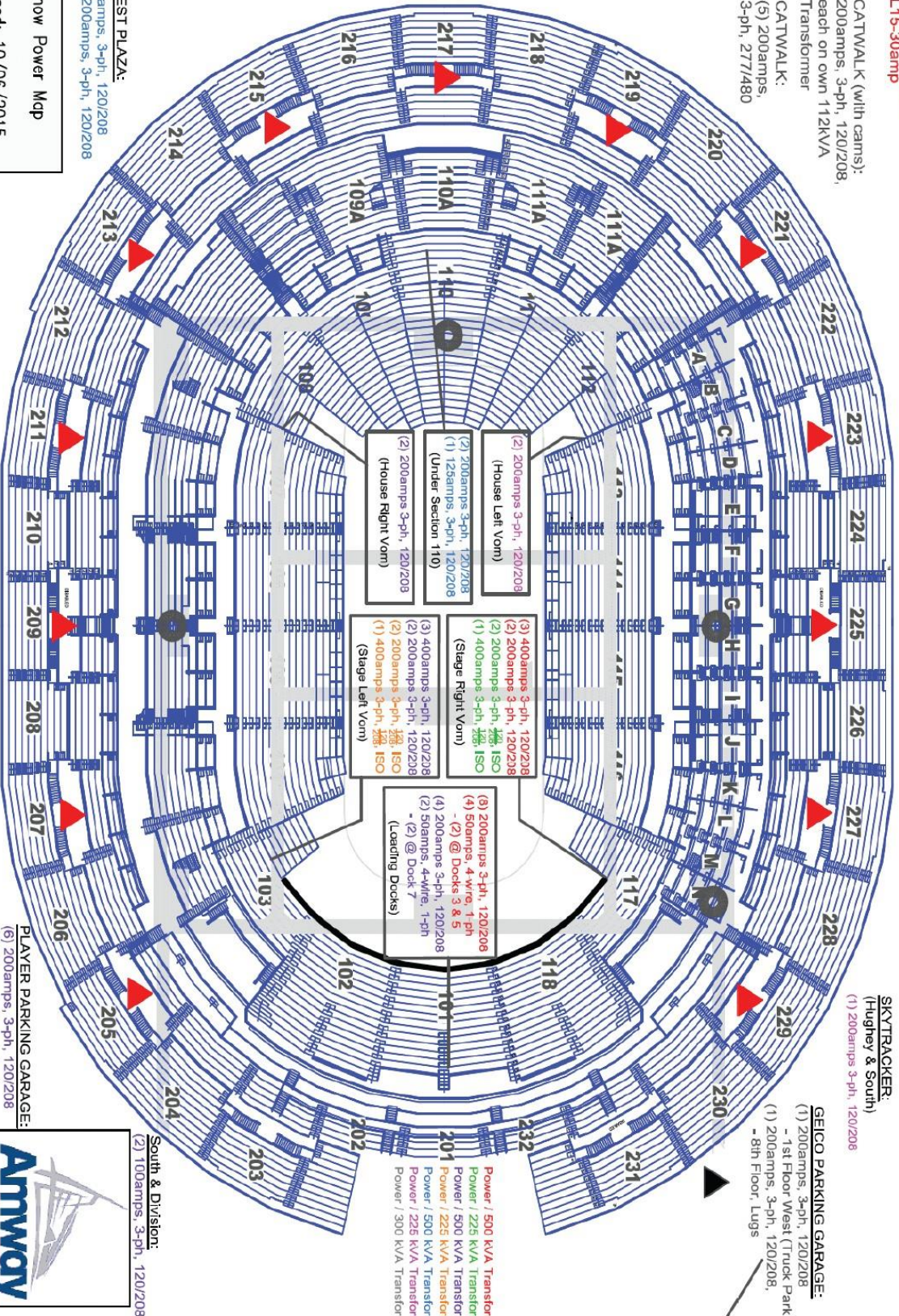
FAN FEST PLAZA:  
(1) 400amps, 3-ph, 120/208  
via (2) 200amps, 3-ph, 120/208

Show Power Map  
Revised: 10/06/2015

All services are subject to availability.

PLAYER PARKING GARAGE:  
(6) 200amps, 3-ph, 120/208  
(2) 50amps, 4-wire, 1-ph  
(2) 200amps, 3-ph, 120/208

South & Division:  
(2) 100amps, 3-ph, 120/208

(2) 200amps 3-ph, 120/208  
(House Left Vorn)

(1) 125amps, 3-ph, 120/208  
(Under Section 110)

(2) 200amps 3-ph, 120/208  
(House Right Vorn)

(3) 400amps 3-ph, 120/208  
(2) 200amps 3-ph, 120/208  
(1) 400amps 3-ph, 208 ISO  
(Sleege Right Vorn)

(3) 400amps 3-ph, 120/208  
(2) 200amps 3-ph, 120/208  
(1) 400amps 3-ph, 208 ISO  
(Sleege Left Vorn)

(6) 200amps 3-ph, 120/208  
(4) 50amps, 4 wire, 1 ph  
- (2) @ Docks 3 & 5  
(4) 200amps 3-ph, 120/208  
(2) 50amps, 4-wire, 1-ph  
- (2) @ Dock 7  
(Loading Docks)

Power / 500 KVA Transform  
Power / 225 KVA Transform  
Power / 500 KVA Transform  
Power / 225 KVA Transform  
Power / 500 KVA Transform  
Power / 225 KVA Transform  
Power / 300 KVA Transform

SKYTRACKER  
(Hughley & South)  
(1) 200amps 3-ph, 120/208

GEICO PARKING GARAGE:  
(1) 200amps, 3-ph, 120/208  
- 1st Floor West (Truck Parkin  
- 8th Floor, Lugs

## **Operational Equipment**

### **STAGERIGHT STAGING (4" INCREMENTS)**

- Heights range from 48" to 72"
- Skirted stage
- Extra staging available

### **STAGERIGHT BARRICADE**

- 120' of mesh barricade CC-500 V2 4' wide, 56" deep, with step extensions
- Includes (2) corner wedge plates, (2) thrust assembly inside corner, (2) thrust assembly outside corner left, (2) thrust assembly outside corner right (Special/custom staging must be requested or brought)

### **RISERS // 8" to 24" high**

### **EASELS // (15) easels**

### **ADA LIFT**

- Ascension Virtuoso 5460P Lift
- Reaches 60"
- Uses 5-1/2" of floor space
- Lifting capacity of 750 lbs

### **FORKLIFTS // (2)**

- (1) Komatsu 4' (48")
- (1) Komatsu 6' (72")
- Maximum fork height - 189"
- Overall lowered height - 84.5"
- Free Lift - 36.4" with standard load backrest
- Base model lifting capacity - 5,000 lbs @ 24" load center
- Actual capacity - 4,500 lbs @ 24" load center to 189" MFH

### **PALLET JACKS (MANUAL) // (2)**

- Manual Bishamon Jacks with 5,500 lbs capacity

### **BIKE RACK // (100) // 8' sections**

### **TENSA BARRIERS // (100)**

- Please request in advance

### **SCISSOR LIFTS // (1)**

- Electric Skyjack, 20' max height

### **CONCERT SEATS**

- 1,900 Folding chairs

### **PIPE & DRAPE // 100' of 8' black drape**

\* Quantities are approximate and subject to availability.

## **Technical Equipment**

### **ASSISTED LISTENING DEVICES // (50)**

- Listen Technology Corporation with 57-band channel width and an LCD display screen

### **CHAIN HOIST // (8) 120 Chain, 1 ton capacity**

### **HOUSE CURTAINS**

#### **Blackout Curtains**

- Vom curtains
- Upstage backdrop drape - 80' Center, 20' Side Sections
- Upper bowl curtains - (12) sections, can be individually lowered and can close off entire upper bowl seating (refer to red lines on bowl map - page 28).

### **PRODUCTION PHONE LINES/DATA**

- Contact Event Manager

### **SPOTLIGHTS // (12) - 65 lbs Super Trouper**

- Long Throw 2.0 Kw Follow Spot
- (4) Spotlights live in corner baskets

### **PODIUMS // (5) Stand-alone podiums**

### **HOUSE SOUND PA// (6) array clusters consisting of:**

- (4) Meyer Sound M3D
- (11) Meyer Sound MILO Cabinets

**Additional Sound**

- (8) UPA-1P under scoreboard

\*(2) Technical staff are automatically scheduled for day of show to collaborate with show personnel. Additional tech labor needs will be discussed during show advance.

***Sporting Equipment***

**ARENA FOOTBALL**

**Football Artificial Turf Field // (1)**

- Actglobal dual-colored monofilament (Model #N40M)
- Goals included

**POWER EDGER // (2) // propane-powered**

**DANCE // Portable Dance Floor // (1)**

- (1) Sico Inc. floor
- Total size of floor is 30' x 30'
- 3' x 3' panels
- Natural oak parquet

**HOCKEY**

**Zamboni // (2)**

- Propane-powered
- Ice resurfacers

**Hockey Goals // (2)**

- Red Athletica, 4' x 6'
- Blue Athletica, 4' x 6'

**ICE FLOOR DECKING // (1)**

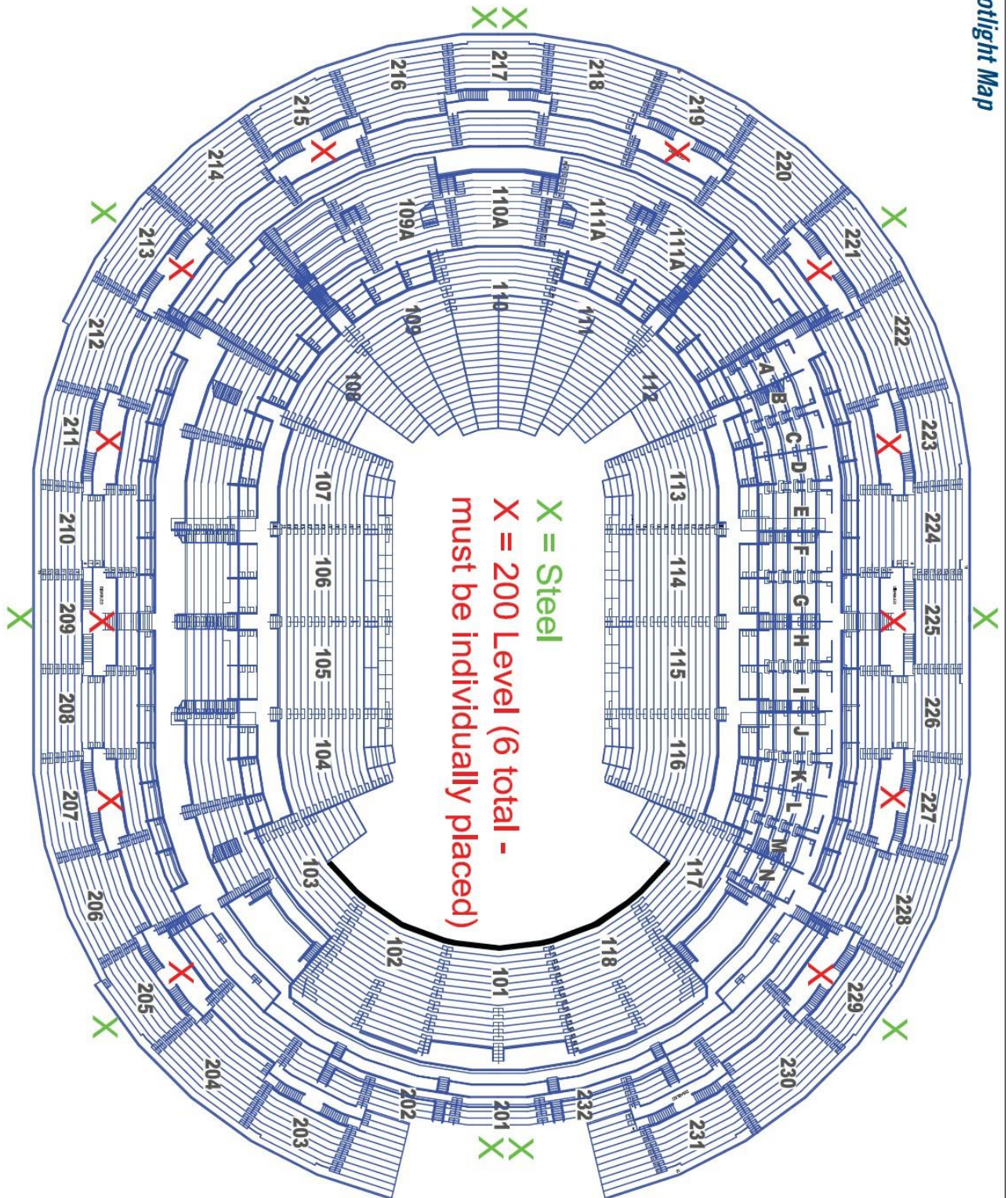
- Lightweight Athletics (1" x 4' x 8' panels)

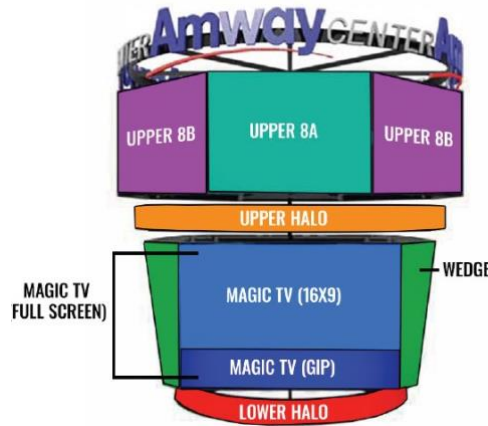
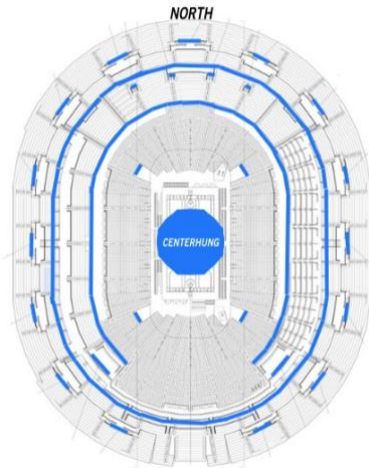
**SKATE MATTING // (6)**

- Skate-spike resistant matting
- 3' x 75'



Spotlight Map





**DAVID STORM**

Director of Broadcast Technoly and Services

Office: 407.916.2702

Cell: 859.380.7619

[dstorm@orlandomagic.com](mailto:dstorm@orlandomagic.com)

For information on uploading files, please contact [dstorm@orlandomagic.com](mailto:dstorm@orlandomagic.com)

NON-MAGIC EVENTS VERSION 1.4\_02-28-11

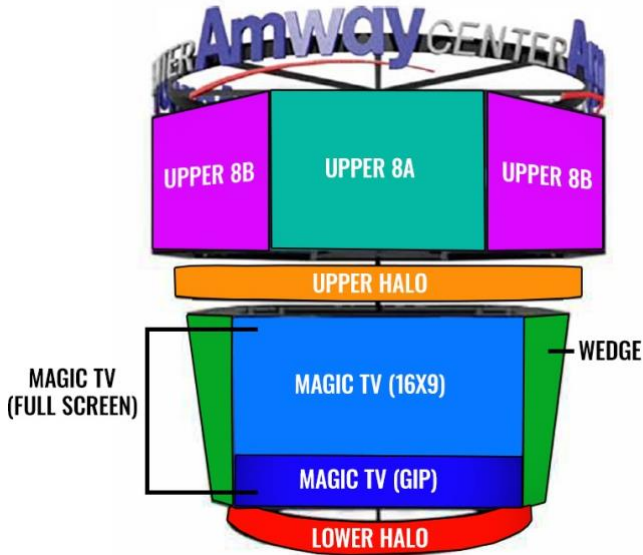
VIDEO DISPLAYS	RESOLUTION	COMPATIBLE FILE FORMAT
<b>CENTERHUNG</b>		
Upper 8A (4)	760W x 600H	RGB 30fps Uncompressed AVI
Upper 8B (4)	760W x 600H	RGB 30fps Uncompressed AVI
Upper Halo	6,080W x 120H	RGB 30fps Uncompressed AVI
Wedges (4)	280W x 840H	RGB 30fps Uncompressed AVI
Magic TV 16x9	1,280W x 720H	XDCam50 422 720P HD Video
Magic TV GIP	1,120W x 212H	RGB 30fps Uncompressed AVI
Magic TV Full	1,120W x 840H	RGB 30fps Uncompressed AVI
Lower Halo	4,360W x 120H	RGB 30fps Uncompressed AVI
<b>RIBBON BOARDS</b>		
Courtside Voms (4)	192W x 36H	RGB 30fps Uncompressed AVI
Courtside (1)	1,480W x 120H	RGB 30fps Uncompressed AVI
270° (1)	10,272W x 36H	RGB 30fps Uncompressed AVI
Sponsor Decks	576W x 36H	RGB 30fps Uncompressed AVI
Club Voms (4)	72W x 36H	RGB 30fps Uncompressed AVI
360° (1)	16,176W x 36H	RGB 30fps Uncompressed AVI
Prom Voms	120W x 36H	RGB 30fps Uncompressed AVI
East/West Voms	144W x 36H	RGB 30fps Uncompressed AVI



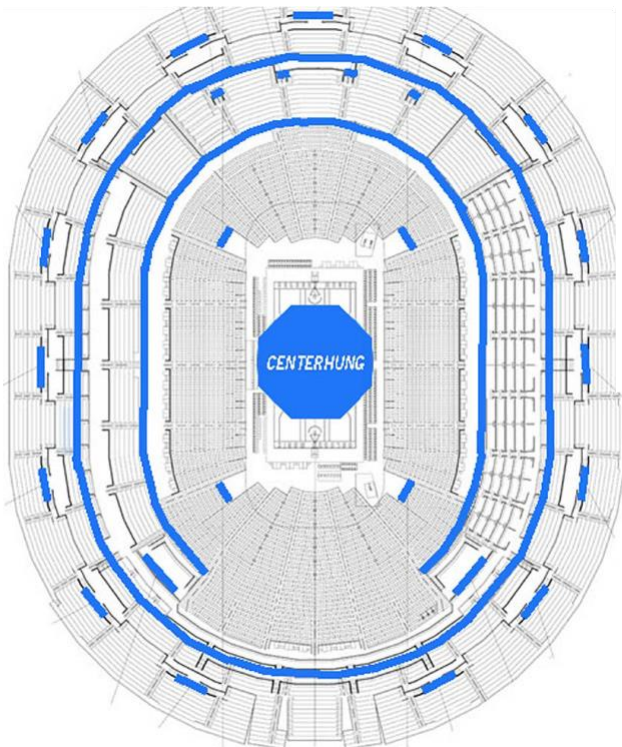
## NOTES

- 360° // Content created must contain 12 pixels of non-display black on the far left.
- 360°, Lower Halo, Upper Halo // Content created must have seamless edges (left and right).
- Magic TV // Must be HD 16x9 for optimal playback. Video on Magic TV displays roughly 4x3 without the Magic TV GIP window.
- Animations for all displays // Must be RGB, 72dpi, 30 fps Uncompressed AVI files. Still images may be JPEG or PSD format. No other file formats will be accepted (excludes Magic TV).
- Content delivery // Must include traffic instructions.
- Trim height for Solar Bears = 71'
- 16x9 Magic TV // Displays 720p HD content. Optimal digital content is XDCAM50 422 720p60. Tape formats accepted are: Sony HDCam, DVCProHD, XDCam, Blue-Ray, DigiBSP, Sony SX.
- 270° or 360° // If your event requires half or two-thirds of the arena, please use 1,284W x 36H repeating panels.
- Wedges // The title-safe area for content created is a trapezoid with a top width of 280 pixels and a bottom width of approximately 100 pixels.
- Courtside display // Only available for Magic NBA games, unless otherwise arranged.
- Trim height for speaker arrays = 77'

# CENTERHUNG VIDEO BOARDS, LEDS & SPECS

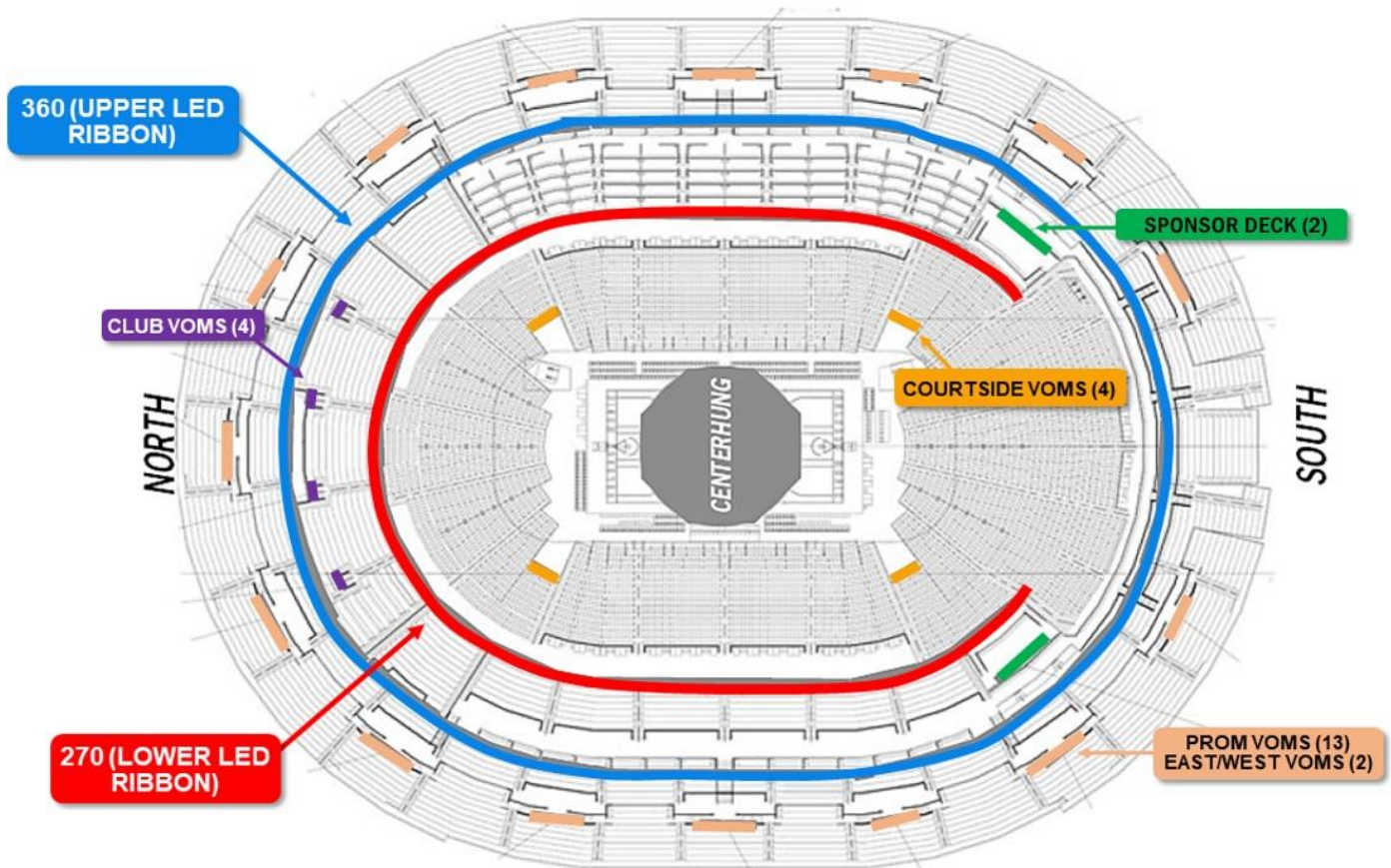


UPPER 8 (A & B)	760w X 600h
UPPER HALO	6080w X 120h
LOWER HALO	4360w X 120h
WEDGES* (SEE NOTES BELOW)	280w X 840h
MAGIC TV (FULL SCREEN)	1120w X 840h
MAGIC TV (16X9)	1280w X 720h
GIP ("GAME IN PROGRESS" BAR)	1120w X 212h
RENDER ALL ANIMATED FILES AT 30 FPS, MOV (QUICKTIME)	
RENDER ALL STATIC FILES AS PNG'S, 72 DPI, RGB	
*Wedges display in a trapezoid with a top width of 280 pixels and the bottom roughly 100 pixels. (See Mask provided)	



360 (UPPER LED RIBBON)	16,164w X 36h
270 (LOWER LED RIBBON)	10,272w X 36h
SPONSOR DECKS (2)	576w X 36h
COURTSIDE VOMS (4)	192w X 36h
EAST/WEST VOMS (2)	144w X 36h
PROM VOMS (13)	120w X 36h
CLUB VOMS (4)	72w X 18h
BASKET STANCHIONS	204w X 68h
6420 (used on the 360 ribbon when a GIP is displayed on that ribbon as well)	6420w X 36h
RENDER ALL ANIMATED FILES AT 30 FPS, MOV (QUICKTIME)	
RENDER ALL STATIC FILES AS PNG'S, 72 DPI, RGB	

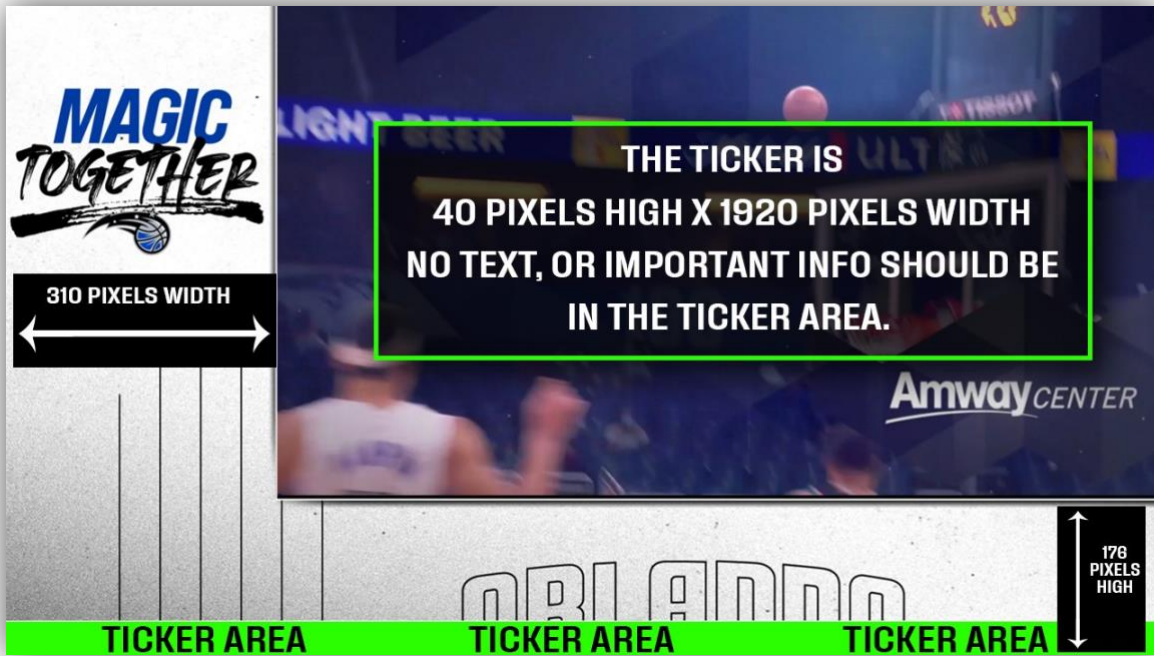

# CENTERHUNG VIDEO BOARDS, LEDS & SPECS



VIDEO BOARD	NAMING CONVENTION	DIMENSIONS
UPPER HALO	UH_	6080 (W) X 120 (H)
LOWER HALO	LH_	4360 (W) X 120 (H)
UPPER 8 (SINGLE)	U8_	760 (W) X 600 (H)
UPPER 8 (DUAL)	DUAL_	1520 (W) X 600 (H)
UPPER 360	6420_	6420 (W) X 36 (H)
LOWER 270	270_	10272 (W) X 36 (H)
WEDGES	WEDGE_	280 (W) X 480 (H)
COURTSIDE	CS_	1392 (W) X 96 (H)
BASKET STANCHIONS	STANCHION_	204 (W) X 68 (H)
SPONSOR DECK	SD_	576 (W) X 36(H)
CLUB	CLUB_	72(W) X 18 (H)
MAGIC TV (FULL SCREEN)	MV FULL_	1120 (W) X 840 (H)
MAGIC TV (16X9)	MV_	1280 (W) X 720 (H)
MAGIC TV GIP	GIP_	1120 (W) X 212 (H)



# DIGITAL SIGNAGE SPECS



VIDEO	NAMING CONVENTION	DIMENSIONS
FCP (FULL SCREEN CONTENT)	FCP_	1920 (W) X 1080 (H)
ICP (L-BAR WITH VIDEO FEED & TICKER)	ICP_	1920 (W) X 1080 (H) **(MUST USE L-BAR SPECS)**
VCP (VERTICAL FULL SCREEN CONTENT)	VCP_	1080 (W) X 1920 (H)



# RADIO FREQUENCIES

## Kia Center Fixed Radio Frequencies

LOCATION	DESCRIPTION	LOCATION	BRAND/MODEL	TURND OFF BY REQUEST
216.225	Assisted Listening	Catwalk Center	Listen Tech	No
451.350	Arena 2-way Radios	Building wide	Motorola	No
453.000	Arena 2-way Radios	Building wide	Motorola	No
456.325	Arena 2-way Radios	Building wide	Motorola	No
458.000	Arena 2-way Radios	Building wide	Motorola	No
463.237	Arena 2-way Radios	Building wide	Motorola	No
463.487	Arena 2-way Radios	Building wide	Motorola	No
464.862	Arena 2-way Radios	Building wide	Motorola	No
467.375	Arena 2-way Radios	Building wide	Motorola	No
468.234	Arena 2-way Radios	Building wide	Motorola	No
468.487	Arena 2-way Radios	Building wide	Motorola	No
470.000	Wireless Camera CCU #1	Control Room	Sony	Yes
473.000	Wireless Camera CCU #2	Control Room	Sony	Yes
1880-1930	Amway Wireless Coms	Entire Bowl	Clear Com Free Speak II	
2425.000	HVAC Wireless Thermostat			Yes
2450.000	HVAC Wireless Thermostat			No
2475.000	HVAC Wireless Thermostat			No
6437.500	Wireless Camera LINK #1	Control Room	Sony	No
6512.500	Wireless Camera LINK #2	Control Room	Sony	Yes
				Yes





# FOOD & BEVERAGE/CATERING

Levy Restaurants is the exclusive in-house provider for all food & beverage purposes at Kia Center. Their staff of experienced event planners oversees the details of each event, including menu planning.

For additional information regarding catering services, please contact Erin Braun at [ebraun@levyrestaurants.com](mailto:ebraun@levyrestaurants.com) or visit their website at [levyrestaurants.com](http://levyrestaurants.com).

Show production has the option to select their provider of choice for backstage areas.

**KEITH MAHONEY** Director of Catering and Sales  
[kmahoney@levyrestaurants.com](mailto:kmahoney@levyrestaurants.com) | 917.771.1580

**KIM REED** Catering Sales Manager  
[Kreed@levyrestaurants.com](mailto:Kreed@levyrestaurants.com) | 407.440.7104

## Hospitality Spaces

LEVEL	ROOM TITLE	SF	CAPACITY**
EVENT	Disney Atrium	7,332	1,000
	Fields Ultimate Lounge	12,140	600
IOA FOUNDERS *	IOA Hospitality Room Red	906	57
	IOA Hospitality Room White	1,054	65
	IOA Hospitality Room Blue	900	58
TERRACE	The ULTRA Club	6,310	388
	Budlight Baseline Bar	8,100	550
	Coppercraft Distillery	330	95
CLUB	North Club Bar	14,200	400
	Jernigan's Restaurant	15,578	311
	Jernigan's Banquet Room	1,324	253
PROMENADE	BankUnited Vault Room	3,400	253
	O-Zone	2,600	200
SKY***	Sky Lounge	4,435	360

\* Total square footage is 2,860. Total room capacity is 180. Rooms can be partitioned into 2 or 3 rooms.

\*\* Capacity is based on an empty room. Capacity may decrease based upon room setup.

\*\*\* ONE80 Lounge is operated by Church Street Entertainment. Phone: 407.649.4270 / Website:[www.cseorlando.com](http://www.cseorlando.com)



# AUDIO HEIGHTS

Kia Center						Kia Center					
North and South Endzones						East and West Sides					
<b>South 100's</b>			<b>North 100's</b>			<b>East/West 100's</b>			<b>East/West Lower Suites</b>		
Row	Chair Height	Eye-Level Height	Row	Chair Height	Eye-Level Height	Row	Chair Height	Eye-Level Height	Row	Chair Height	Eye-Level Height
A	4'-8"	6'-4"	A	4'-8"	6'-4"	1	4'-5"	6'-2"	1	24'-8"	26'-6"
B	5'-3"	6'-11"	B	5'-3"	6'-11"	2	5'-1"	6'-10"	2	26'-0"	27'-10"
C	5'-10"	7'-6"	C	5'-10"	7'-6"	3	5'-9"	7'-6"	3	27'-5"	29'-3"
D	6'-5"	8'-2"	D	6'-5"	8'-2"	4	6'-5"	8'-2"			
1	7'-0"	8'-8"	1	7'-0"	8'-8"	5	7'-2"	8'-11"			
2	7'-7"	9'-3"	2	7'-7"	9'-3"	6	7'-10"	9'-8"			
3	8'-2"	9'-11"	3	8'-2"	9'-11"	7	8'-7"	10'-5"			
4	8'-10"	10'-7"	4	8'-10"	10'-7"	8	9'-6"	11'-5"			
5	9'-6"	11'-2"	5	9'-6"	11'-2"	9	10'-5"	12'-4"			
6	10'-2"	12'-0"	6	10'-2"	12'-0"	10	11'-4"	13'-2"			
7	10'-10"	12'-7"	7	10'-10"	12'-7"	11	12'-3"	14'-0"			
8	11'-6"	13'-3"	8	11'-6"	13'-3"	12	13'-3"	15'-0"			
9	12'-2"	14'-0"	9	12'-2"	14'-0"	13	14'-3"	16'-0"			
10	12'-10"	14'-7"	10	12'-10"	14'-7"	14	15'-3"	17'-0"			
11	13'-7"	15'-4"	11	13'-7"	15'-4"	15	16'-3"	18'-0"			
12	14'-3"	16'-1"	12	14'-3"	16'-1"	16	17'-3"	19'-0"			
13	15'-0"	16'-10"	13	15'-0"	16'-10"	ADA	21'-1"	22'-9"			
14	15'-8"	17'-7"	14	15'-8"	17'-7"						
15	16'-5"	18'-2"	15	16'-5"	18'-2"						
16	17'-3"	18'-10"	16	17'-3"	18'-10"						
17	18'-7"	20'-2"	17	18'-7"	20'-2"						
18	19'-11"	21'-7"	18	19'-11"	21'-7"						
19	21'-4"	23'-0"	19	21'-4"	23'-0"						
20	22'-9"	24'-5"	20	22'-9"	24'-5"						
21	24'-2"	25'-10"	21	24'-2"	25'-10"						
22	25'-7"	27'-3"	22	25'-7"	27'-3"						
23	27'-0"	28'-11"									
24	28'-6"	30'-3"									
25	29'-11"	31'-9"									
26	31'-6"	33'-2"									
27	33'-0"	34'-8"									
28	34'-6"	36'-2"									
29	36'-0"	37'-10"									
30	37'-6"	39'-1"									
31	38'-11"	40'-7"									
32/ADA	40'-6"	42'-2"									
			<b>North 100 A's</b>						<b>East/West Upper Suites</b>		
			Row	Chair Height	Eye-Level Height	Row	Chair Height	Eye-Level Height	Row	Chair Height	Eye-Level Height
			23	34'-9"	36'-9"	1	35'-6"	37'-3"			
			24	36'-6"	38'-6"	2	38'-4"	40'-0"			
			25	38'-2"	40'-2"	3	41'-6"	43'-4"			
			26	39'-7"	41'-7"	4	44'-10"	46'-7"			
			27	41'-8"	43'-8"	5	48'-9"	50'-7"			
			28	43'-6"	45'-6"						
			29	45'-2"	47'-2"						
			30	47'-0"	49'-0"						
			31	48'-9"	49'-9"						
			32	50'-7"	52'-7"						
			33	52'-0"	54'-0"						
			34	53'-9"	55'-9"						
			35	55'-4"	57'-4"						
						<b>West Club Level</b>					
			Row	Chair Height	Eye-Level Height	1	35'-0"	36'-10"			
			2	36'-8"	38'-6"	2	36'-8"	38'-6"			
			3	38'-4"	40'-1"	3	38'-4"	40'-1"			
			4	39'-11"	41'-9"	4	39'-11"	41'-9"			
			5	41'-6"	43'-3"	5	41'-6"	43'-3"			
			6	43'-2"	44'-11"	6	43'-2"	44'-11"			
			7	44'-10"	46'-7"	7	44'-10"	46'-7"			
			ADA	49'-2"	50'-11"	ADA	49'-2"	50'-11"			

All measurements are approximate.

Kia Center		
200 ("Promenade") Level		
Row	Chair Height	Eye-Level Height
1	65'-9"	67'-7"
2	67'-9"	69'-8"
3	69'-9"	71'-6"
4	71'-6"	73'-5"
5	73'-5"	75'-4"
ADA	75'-4"	75'-11"
6	77'-8"	79'-7"
7	79'-8"	81'-6"
8	81'-8"	83'-5"
9	83'-8"	85'-6"
10	85'-6"	87'-7"
11	87'-9"	88'-7"
12	89'-4"	91'-4"
13	91'-7"	93'-5"
14	93'-10"	95'-5"
15	95'-7"	97'-8"
16	97'-5"	99'-9"



# LABOR RATES

## Kia Center Rate Card (2022)

Description	Rate/Hr:	Contractor:
OPD, Lt.	\$58.00	OPD
OPD, Captain	\$66.00	OPD
OPD, Ofc	\$46.00	OPD
OPD, Sgt.	\$52.00	OPD
Dispatcher	\$37.00	OPD
Contracted K-9	\$85.98	OPD
CSO	\$34.00	OPD
TCS	\$26.00	OPD
EMT Commander	\$60.00	OFD
OFD EMT Communications	\$39.00	OFD
EMT	\$42.00	OFD
EMT - Supervisor	\$51.00	OFD
Uniform Security	\$23.00	In-House
Uniform Security - Supervisor	\$25.00	In-House
Peer Security	\$23.00	Andy Frain
Peer Security - Supervisor	\$25.00	Andy Frain
Peer Security Co-Ordinator	\$29.25	Andy Frain
Ticket Seller	\$13.00	Orlando Magic
Ticket Seller Supervisor	\$17.00	Orlando Magic
Box Office Manager	\$25.00	Orlando Magic
Ticket Taker/Door Guard	\$21.00	Andy Frain
Ticket Taker/Door Guard - Supervisor	\$24.00	Andy Frain
Guest Relations	\$17.75	Andy Frain
Usher	\$21.00	Andy Frain
Usher - Supervisor	\$24.00	Andy Frain
Head Usher	\$29.25	Andy Frain
Switchboard Operator	\$15.00	In-House
Porters & Matrons	\$15.50	Owens Facilities
Porters & Matrons - Supervisor	\$21.00	Owens Facilities
Traffic Engineering	Varies	City of Orlando
Operations Labor	\$15.00	In-House
Operations Crew Leader	\$20.00	In-House
Electrician	\$30.00	In-House
House Lights	\$28.00	In-House
Flagger - Parking	\$20.00	REEF
Cashier - Parking	\$20.00	REEF
TAC/Lead - Parking	\$22.00	REEF
Supervisor - Parking	\$25.00	REEF
Event Manager - Parking	\$32.00	REEF
Producer	\$65.00	Orlando Magic
Director/TD	\$65.00	Orlando Magic
Digital Signage Manager	\$50.00	Orlando Magic
LED Systems Manager	\$40.00	Orlando Magic
EIC/Tech Supervisor	\$50.00	Orlando Magic
Technical Director	\$65.00	Orlando Magic
A1 - Audio FOH Mixer	\$48.00	Orlando Magic
Video Shader/Engineer	\$38.00	Orlando Magic
Audio Tech	\$35.00	Orlando Magic
A/V Tech	\$35.00	Orlando Magic
Replay Operator (Chief)	\$50.00	Orlando Magic
G7GFX Operator	\$52.00	Orlando Magic
G7GFX Operator (Stats)	\$45.00	Orlando Magic
Text Message Operator	\$20.00	Orlando Magic
Camera Operator	\$38.00	Orlando Magic
Grip/Utility	\$25.00	Orlando Magic
LED Operator	\$35.00	Orlando Magic
Digital Signage Operator	\$35.00	Orlando Magic
Spotlight Operators	\$25.00	Orlando Magic
Moving Lights Operator	\$52.00	Orlando Magic
Clock Operator	\$25.00	Orlando Magic
Scoreboard Operator	\$25.00	Orlando Magic
Stats Operator	\$38.00	Orlando Magic

In-House Equipment, Description:	Rate:
Follow Spot (each)	\$150.00
Center Hung Video Board	\$1,000.00
LED Ribbon Boards (270 & 360 Rings)	\$1,000.00
Arena Sound System / Line Arrays	\$1,000.00
Geni Lift	\$20.00
Phone	\$75.00
Forklift (house)	\$150.00
Utilities	Varies
Internet Service	\$300.00
Internet Data Line	\$200.00
Video Cabling Package (Home)	\$250.00
Video Cabling Package (Visiting)	\$500.00
Wireless Hand Held Microphone (ea)	\$35.00
Portable Sound System Rental (ea)	\$150.00
Microphone (ea)	\$35.00
TV Rental (ea)	\$50.00
Blu-Ray DVD Player (ea)	\$50.00
DVD Recorder (ea)	\$110.00
Riser (ea)	\$10.00
Stage	\$500.00
Stage Barricade	\$300.00
Towel, Bath (ea) [white]	\$3.00
Towel, Hand (ea) [black]	\$4.00
Ambulance (flat rate)	\$250.00
Gases (CO2, Dry Ice, Propane, etc.)	Varies
Fire Extinguishers	Varies
Copier Rental	Varies
Tablecloths for 8'x30" Tables (ea)	\$5.00
Portable Toilets	Varies
Camera Rental	Varies
Feedback Eliminator (ea)	\$35.00
Press Multibox (up to 18 outputs) (ea)	\$75.00
Table (ea)	\$6.00
Furniture Rental (per set) [Buddy's]	\$200.00
LCD Projector with Screen (ea)	\$300.00
ClearCom	\$150.00
Sports Lights (per hour)	\$150.00
Scan Converter (ea)	\$200.00
AC Changeover/Conversion Fee	\$3,750.00
AC 1,000 - 2,000 ppl, Clean-Up / Daily	\$4,295.00
AC 2,001 - 5,000 ppl, Clean-Up / Daily	\$5,697.00
AC 5,001 - 7,500 ppl, Clean-Up / Daily	\$7,094.00
AC 7,501 - 10,000 ppl, Clean-Up / Daily	\$7,373.00
AC 10,001 - 12,500 ppl, Clean-Up / Daily	\$7,729.00
AC 12,501 - 15,000 ppl, Clean-Up / Daily	\$7,911.00
AC 15,001 - 18,500 ppl, Clean-Up / Daily	\$8,459.00
AC 18,501 - 20,000 ppl, Clean-Up / Daily	\$8,874.00
K9 Unit - 4 hr minimum	\$224.00
K9 Unit - per hr provided by K2 plus late fee	\$85.00
Confetti Cleanup (flat rate)	\$500.00
Production Runner	\$275.00
Catering Runner	\$275.00
Catering Runner Pre-shop	\$275.00
Catering Assistant	\$275.00

**Notes:**

- Billable rates are current as of April 12, 2022. Rates, Vendors, and Equipment availability are subject to change.
- Equipment and services are subject to applicable sales tax (currently 6.5%)
- Labor is billed at a 4 hour minimum. Reflected rates do not include applicable overtime or holiday rates.
- Additional equipment and services may be available upon request at their applicable rates.

Kia Center offers full-service marketing and communications to support your event. The marketing department provide comprehensive marketing plans, media buying, promotions and/or provide you with recommendations and media contacts.

To ensure a successful event, promoters and presenters can expect a commitment to most professional, knowledgeable and effective event marketing. Additionally, as one of North America's most technologically-superior arenas, Kia Center utilizes the industry's state-of-the-art digital resources, allowing your event to receive significant exposure.

Advertising expenses are due at event settlement, unless prior arrangements have been made, and the advertising settlement includes all support documentation of advertising placed.

## **INTERACTIVE MEDIA**

### **WEBSITE**

- KiaCenter.com

### **SOCIAL MEDIA**

- Facebook
- X
- Instagram
- YouTube
- Pinterest

### **EMAIL**

- Venue databases
- Orlando Magic
- Orlando Solar Bears

## **PRINT MEDIA**

- Orlando Weekly inclusion
- Printed monthly calendar

## **IN-GAME OPPORTUNITIES**

- Orlando Magic
- Orlando Solar Bears

## **MEDIA RELATIONS**

- Press release & media advisory distribution
- Media coordination
- Other media opportunities upon request

## **DIGITAL TECHNOLOGY**

### **EXTERIOR**

- Prosticks
  - Faces Interstate 4 for optimal visuals
  - 1,032W x 896H
- Townnose
  - Faces Interstate 4 and primary pedestrian path-of-travel

### **BOX OFFICE**

- Faces primary pedestrian path-of-travel
- 2,040W x 192H

### **INTERIOR**

- Clubs, Concourses, Restaurants and Suites
- Full-Commercial Placement (FCP)
- Integrated Commercial Placement (ICP)
- Vertical Commercial Placement (VCP)

### **INNER-BOWL LED**

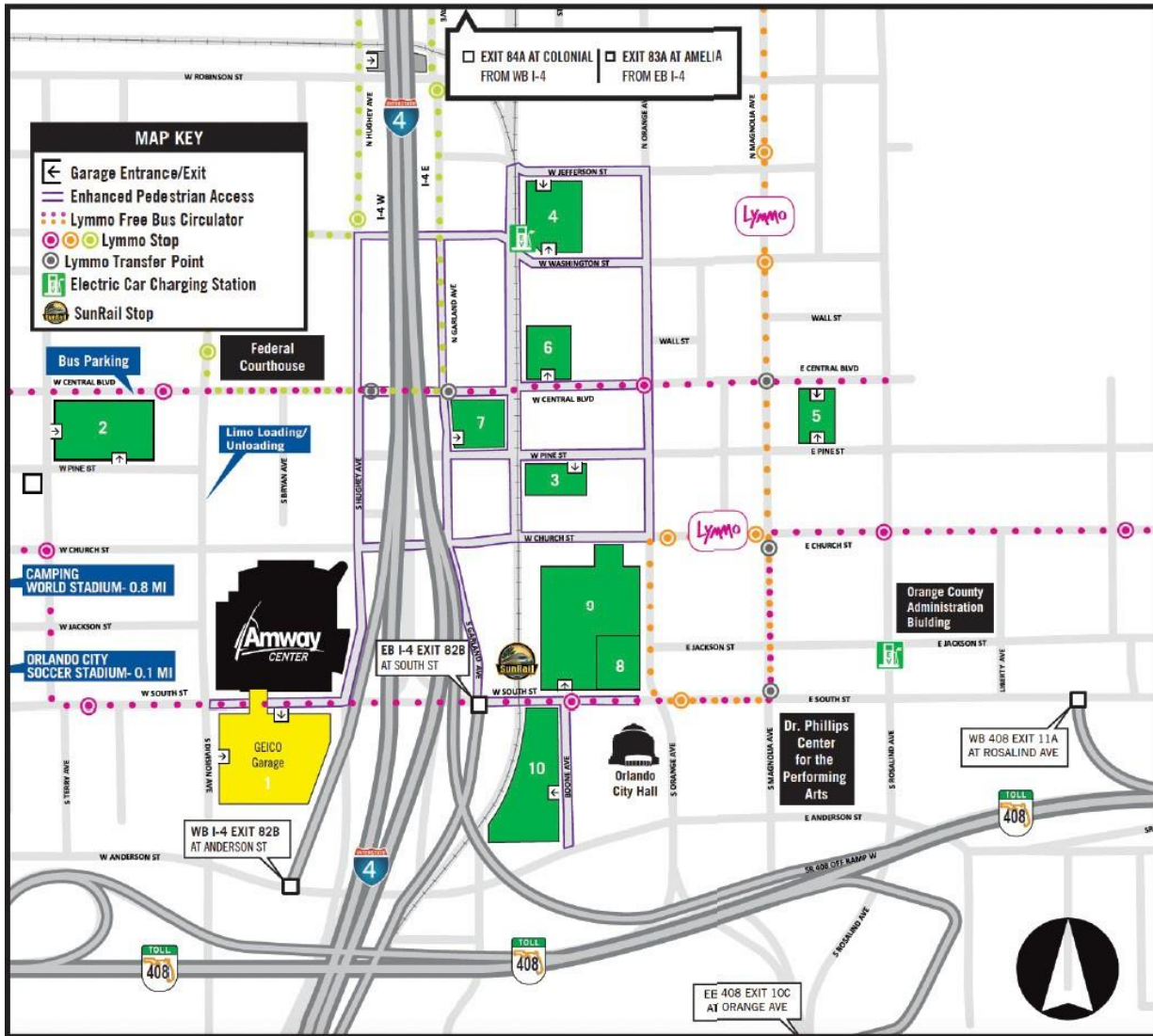
- 360 ° / wraps around lower portion of upper bowl
- 270 ° / wraps around upper portion of lower bowl

### **VIDEOBOARD**

- TV spot display
  - Pre-game
  - Half-time / Intermission
  - Post-game

\*All marketing assets and resources are subject to change. For additional questions and inquiries, please reach out to Tanya Bowley listed on page 2.





PARKING GARAGE / LOT	PARKING SPACES	ADA ACCESSIBLE SPACES
1 GEICO Garage/ ADA	1876	30
2 Orange Lot	273	
3 55 West Garage	300	9
4 Jefferson St. Garage	1045	23
5 Library Garage	582	17
6 Central Blvd. Garage	300	9
7 Garland Ave Lot (single game parking only)	75	6
8 Lincoln Plaza Garage*	2176	36
9 SunTrust Center Garage*	1041	25
10 City Commons Garage	2176	36

# **TRUCK PARKING**



Address: 401 South Street - Loading Dock



**Special Permits Needed**

Special permit applications for the following activities must be made to the City of Orlando Fire Department within 10 business days prior to the event. Special permits are required for the following:

- Display or operation of any unusual electrical, mechanical or chemical device, which may present a hazard.
- Display or operation of any heater, barbeque, open flame, candles, lamps, torches, etc.
- Use or storage of flammable liquids, compressed gases or dangerous chemicals, as determined by the Fire Marshal.
- Any pyrotechnics, fireworks or special effects display or process.
- Any unusual use of a motorized vehicle inside a structure.
- Any special cooking requirements. This includes cooking inside of convention areas, locker rooms or areas where cooking is not normally performed.
- Tents in excess of 100 sq.ft. (10' x 10') erected inside and/or outside the host facility. A separate permit may also be required by the City of Orlando Permitting Department.

Permitting forms are available on the City of Orlando website, [www.cityoforlando.net/permits](http://www.cityoforlando.net/permits), or in person at:

**Permitting Services Division**  
City Hall, First Floor  
400 South Orange Avenue  
Orlando, FL 32802-4990

Phone: 407.246.2271  
Fax: 407.246.3420

**Fire Marshal Contact**

ORLANDO FIRE DEPARTMENT  
City Hall, 7th Floor  
400 South Orange Avenue  
Orlando, FL 32802-4990

Phone: 407.246.2386  
Fax: 407.246.2512

**Fire Lanes and Fire Protection Equipment**

- a. Booth displays, signs, etc., shall not block or obstruct any fire hose, fire extinguishers, fire alarm pull stations or any other fire protection appliance inside of a building.
- b. No fire department equipment outside of the building shall be obstructed or blocked in any way. This includes sprinkler system valves, standpipes, hydrants, fire command rooms or any item, location or device designated for protection use.
- c. No vehicles shall be parked in fire lanes outside of building.



### ***Rigging-Load Criteria***

The following defines the acceptable loading criteria applicable to all rigging loads hung from the rigging beams and truss bottom chords for the arena. Please contact your Event Manager for rigging plot or for additional information. **Rig plot is subject to engineer review and any applicable charges if weight exceeds 150,000 lbs or if it involves rigging around center scoreboard.** Items numbered 1 - 16 below, refer to rigging plot.

1. All rigging loads shall be suspended only from the members indicated on the rigging load plans herein. Other framing members such as roof joists, roof beams, trusses, support beams (except as allowed by note below) shall not be used for the support of rigging loads.
2. The maximum working load supported by a rigging beam segment or truss bottom chord segment marker [5] shall not exceed 5,000 lbs. This load may be a single point or a combination of loads acting anywhere along the member, as long as the total load on the segment does not exceed 5,000 lbs. See the note below for limit on total applied rigging grid load.
3. The maximum working load supported by a rigging beam segment or truss bottom chord segment marker [8] shall not exceed 8,000 lbs. This load may be a single point or a combination of loads acting anywhere along the member, as long as the total load on the segment does not exceed 8,000 lbs. See the note below for limit on total applied rigging grid load.
4. The maximum working load supported by a rigging beam segment or truss bottom chord segment marker [10] shall not exceed 10,000 lbs. This load may be a single point or a combination of loads acting anywhere along the member, as long as the total load on the segment does not exceed 10,000 lbs. See the note below for limit on total applied rigging grid load.
5. The maximum working load supported by a rigging beam segment or truss bottom chord segment marker [16] shall not exceed 16,000 lbs. This load may be a single point or a combination of loads acting anywhere along the member, as long

as the total load on the segment does not exceed 16,000 lbs. See the note below for limit on total applied rigging grid load.

6. Refer to limits for maximum hanging load orientation for angular orientation limits for any rigging load. The maximum permissible load for an angle greater than 45 degrees from vertical, shall be reduced 25% from maximums indicated above.
7. The maximum total working load tributary from all cross-stage (east - west) beams at any joint shall be 10,000 lbs

Joints Denoted (A) = 13,000 lbs

Joints Denoted (B) = 16,000 lbs

8. The maximum total combined rigging load carried by any truss, including the rigging load attributable to the rigging beams and girders supported by the truss, shall not exceed the following:

Truss 1: 25,000 lbs total maximum

Truss 2: 25,000 lbs total maximum

Truss 3: 75,000 lbs total maximum

Truss 4: 75,000 lbs total maximum

Truss 5: 85,000 lbs total maximum

Truss 6: 85,000 lbs total maximum

\*Any show rigging weight 150,000 lbs or greater is subject to engineer review. Any show rigging plot that goes around or under the center hung scoreboard is also subject to engineer review. Charges for such review are a billable expense back to the show/promoter.

9. Rigging load limits listed above are in addition to the rated scoreboard capacity (84,000 lbs + 18,600 lbs hoist) and the (6) primary speaker clusters (5,400 lbs each + 12,700 lbs hoist for hoisting equipment). A 1.5 impact factor for hoists is included.
10. Rigging member segments marked [5] shall be identified with 2" tall white letters printed on each side of the member. At the center of the segment as follows: "Rigging Capacity 5,000 lbs."
11. Rigging member segments marked [8] shall be identified with 2" tall white letters printed on each side of the member. At the center of the segment as follows: "Rigging Capacity 8,000 lbs."

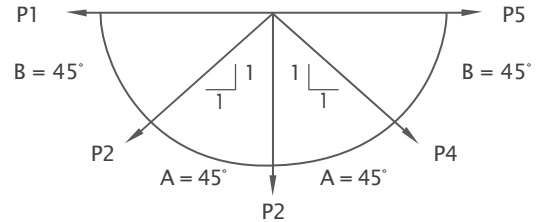
12. Rigging member segments marked [10] shall be identified with 2" tall white letters printed on

each side of the member. At the center of the segment as follows: "Rigging Capacity 10,000 lbs."

13. Rigging member segments marked [16] shall be identified with 2" tall white letters printed on each side of the member. At the center of the segment as follows: "Rigging Capacity 16,000 lbs."

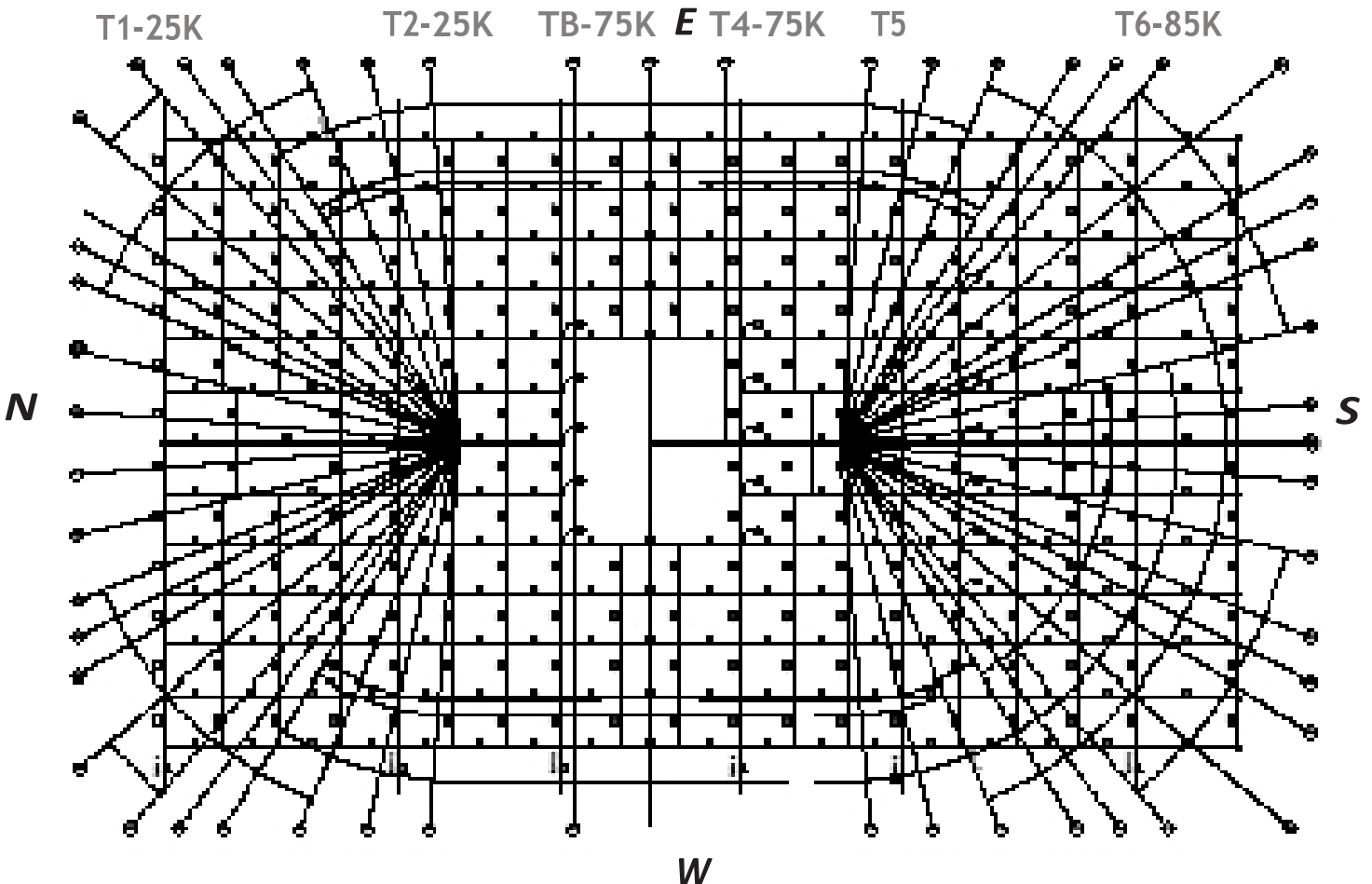
14. Wherever a rigging beam or girder is supporting a "house truss" winch system, which can be located anywhere within the rigging grid extents, the rigging capacity of every beam and/or girder supporting the winch system shall be reduced by 3,000 lbs from what is shown on the rigging plan. The overall rigging capacities listed in note 8, however, shall remain the same.

### Limits for Maximum Hanging Load Orientation



P = RIGGING LOAD ON MEMBERS

1. Rigging loads hung within envelope defined by angle "A" may be full load values as defined in rigging load criteria notes above.
2. Rigging loads hung within envelope defined by angle "B" shall be reduced to 75% of the loads defined in rigging load criteria notes above.





Scoreboard = 115,300K

***Labor Service Companies***

The City of Orlando, acting as operator and manager of Kia Center, has approved the following stage labor companies to provide service at the facility. It is the responsibility of the show promoter or building licensee to contract labor services for events.

1. **24/7 Production Event Services**  
P.O. BOX 24387  
Lakeland, Florida 33802  
Sue Bridges: 863.510.9251  
247Sue@gmail.com
  
2. **RHINO STAGING // Michael Simon**  
1255 La Quinta Drive, Suite 118  
Orlando, Florida 32809  
321.236.6930  
flscheduling@rhinostaging.com or michael@rhinostaging.com
  
3. **CREW ONE PRODUCTIONS // Tomas Pelaez**  
Buisness Manager  
305.322.7155  
tpelaez@crew1.com
  
4. **GIG LIFE, LLC // Mick Williams**  
Owner  
614.975.1631  
mick@giglifellc.com
  
5. **G2 AUDIO VISUAL, LLC // Gary Garrism**  
959 Apple Ln  
Altamonte Springs, FL 32714  
321.236.6930  
Gary G@G2AV.com  
321.132.2556

All event labor expenses are the responsibility of the show promoter. The arena will not become a party to disputes between the promoter and the labor provider.

All stage labor must enter the arena at the employee entrance located at the corner of South Street and Hughey Avenue.



# SEATING AND FLOOR SPECIFICATIONS

## Seating Capacities (Reserved Seating)

CONFIGURATION	SEAT COUNT
Basketball	18,478
Football	17,192
Hockey	17,353
End Stage 360°	16,486
End Stage 270°	14,304
End Stage 240°	13,528
End Stage 220°	13,048
End Stage 180° (Lower Bowl)	6,485
End Stage 180°	11,885
Center Stage 360°	17,030

\* Seat counts are estimates only and are subject to change, based on individual show requirements. The floor plans are unique for each event. Please see Event Manager for the specific event floor plan.

## Event Floor Dimensions

CONFIGURATION	SIZE
Basketball	157'-7" x 86'-4"
Football	266'-2" x 86'-4"
Hockey	209'-4" x 86'-4"
End Stage 360°	211' x 86'-4"
End Stage 270°	211' x 86'-4"
End Stage 180°	211' x 86'-4"
Center Stage	157' - 7" x 86'-4"
Open Floor (without retracts)	266' - 2" x 86'-4"
Open Floor (with retracts)	157' - 7" x 86'v4"

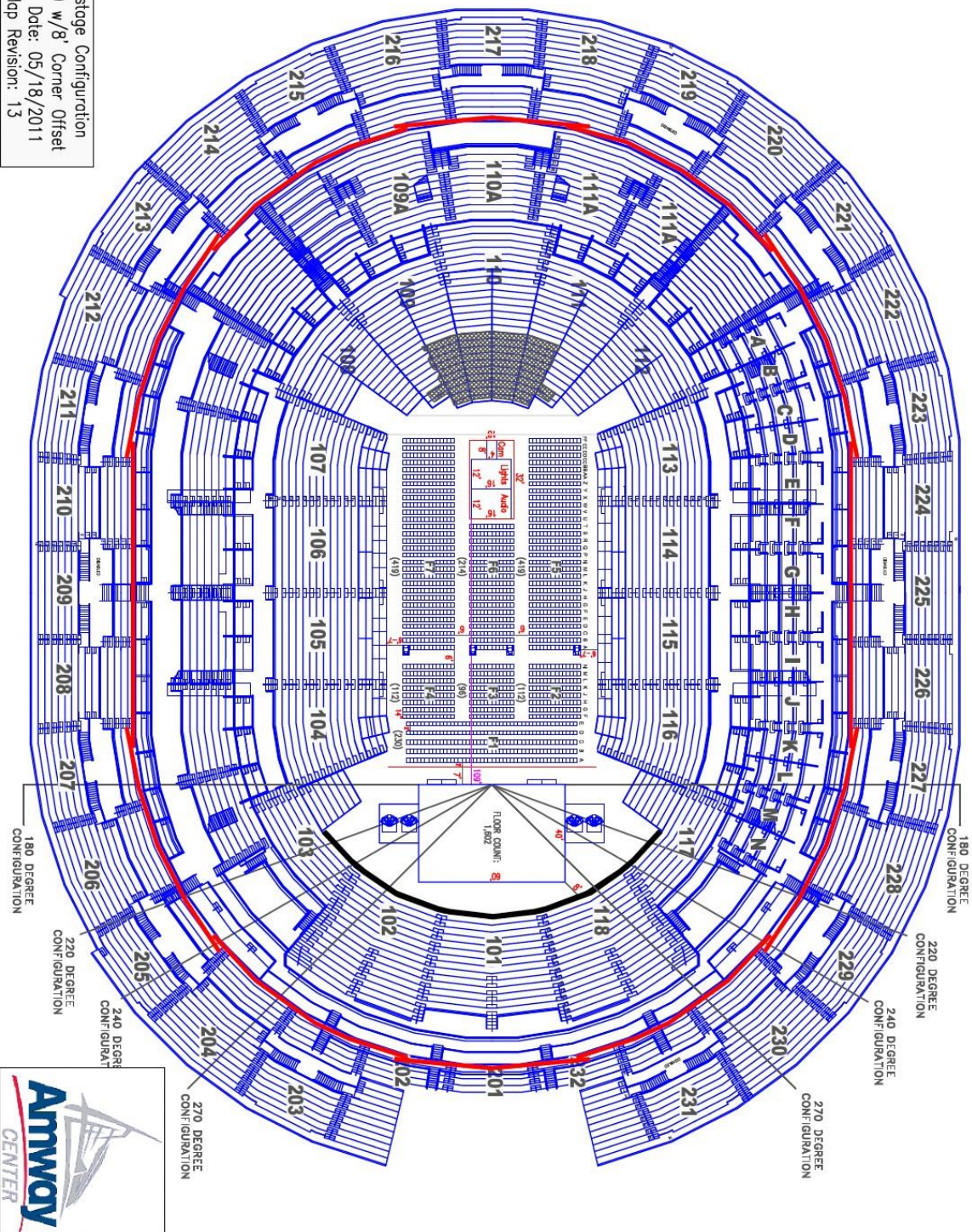
\* Event floor is equipped with floor inserts to accommodate a variety of events. Please consult with the Event Manager to determine the requirements of the event productions.

\*All dimensions are approximate.

## ADA Seating

Kia Center complies with the Americans with Disabilities Act (ADA) 1990.

Endstage Configuration  
 60x40 w/8' Corner Offset  
 Map Date: 05/18/2011  
 Map Revision: 13



## ***Staffing***

The security department is comprised of highly qualified, professional, in-house personnel who have been trained in CPR & AED. These employees provide a safe and secure facility for all building and show staff, guests and property.

## ***Crowd Management***

Crowd management is provided by our contracted security. Security requirement requests can be made through the Security Manager.

## ***Security Control***

Security Control is located on the Event Level of Kia Center, adjacent to the loading docks. The Security Control Office includes the Fire Control Room (FCR), Fire Alarm Systems Panel and Arena Security System.

Security Control is staffed 24 hours a day, year round, monitoring the premises and video surveillance cameras. The office number is 407.440.7010\*.

\*Please share with lead truck driver.

## ***Orlando Fire Department Staffing***

Medical Response staffing is comprised of an OFD supervisor and EMT/Paramedics and staffing levels depend upon each event. First Aid is located at the southeast section of the Terrace and Promenade levels (both offices are ALS equipped).

EMT/Paramedics are available for load-in/load-out, upon request.

Special requests such as oxygen, staff requests and special medical needs must be communicated via the Event Manager and the Orlando Fire Department Special Events Coordinator, prior to event.

## ***Orlando Police Department Staffing***

Staffing is comprised of an OPD Lieutenant and officers inside the building as well as a Sergeant and officers outside the building.

## ***Lost and Found***

During an event, lost and found items are turned in to Guest Services (Section 111 or 218). After the event, all items are logged and stored at the Security Control Office. If items are not claimed within 60 days of the event, lost and found items are turned over to the OPD Property and Evidence Unit. Clothing items will be cleaned and donated to local charities.

Lost and found items can be picked up at the Employee Entrance on South Street. Prior to your visit, please make arrangements with security by calling 407.440.7010.

## ***On-Site Ambulance***

If your event requires an On-Site Ambulance for the duration of your event, special arrangements can be made through the Event Manager. All requests must be made no later than 72 hours prior to event. Requests not meeting this deadline may result in a price increase.





# LOCAL CATERING OPTIONS

## ***Mobile Event Catering***

Mindy & Bill

561-302-0181

[mindy@mecaterer.com](mailto:mindy@mecaterer.com)

## ***All Access Catering***

Jason Strom C: 786.457.3974

Mark Fisher C: 786.838.7733

[allaccesscatering@gmail.com](mailto:allaccesscatering@gmail.com)

[www.allaccesscatering.com](http://www.allaccesscatering.com)

## ***Untouchables***

Chef Eric

407-491-6350

## ***Levy Restaurants (in-house concessionaire)***

Kim Reed

407-440-7104

[kreed@levyrestaurants.com](mailto:kreed@levyrestaurants.com)

## ***A Most Excellent Catering Adventure, Inc.***

Chef Mark Gratton

913.461.3579

[chefmark@ameca.us](mailto:chefmark@ameca.us)

[chefmarkaveneca@gmail.com](mailto:chefmarkaveneca@gmail.com)



# EMERGENCY PREPAREDNESS

## EVENT TIME EMERGENCY PROCEDURES

- Any individual who encounters an emergency during an event should contact the 24/7 Security Control center at **Extension 7010 (407.440.7010)**
- The Security Supervisor on Duty in Security Control becomes responsible for initiating an immediate call out to the MOD for the event.
- Once the MOD is contacted, the MOD assumes responsibility for the emergency.
- MOD will determine corrective measures or make additional notifications to individuals and companies as he/she determines necessary and appropriate for the emergency condition.

## CITY EMERGENCY TELEPHONE NUMBERS

### EMERGENCY 911

Orlando Police Department	321.235.5300 (24 hour emergency)
Supervisor	321.235.5303 (24 hour emergency)
Complaint Desk	407.246.2470 (8am – 5 pm)
Orange County Sheriff's Office	407.737.2400 (non emergency)
Florida Highway Patrol	407.897.5959
Orlando Fire Department	321.235.5200 (non emergency)
	407.246.2390 (Station 1)
FBI - Orlando Division	407.838.4850
Homeland Security - State Office	850.410.8300
Secret Service - Orlando Field Office	407.648.6333
Traffic Management - City of Orlando (24 hours)	407.246.2020
Orlando Regional Medical Center	321.841.5111
*Located 2.4 miles from Amway Center	
AdventHealth Orlando	407.303.2800
*Located 2.37 miles from Amway Center	
CentraCare (Urgent Care Center)	407.200.CARE (2273)

## RESPONSIBILITY FOR COORDINATING EMERGENCY ACTIONS

The Chief Venues Officer or the MOD at the time of the emergency will assume the responsibility for coordinating emergency actions. In the event of the Chief Venues Officer's absence, the following MOD personnel will take command in the following priority order:

- Deputy Chief Venues Officer
- Guest Experiencer Division Manager
- Other Venues Division Manager
- Security Manager
- Event Manager

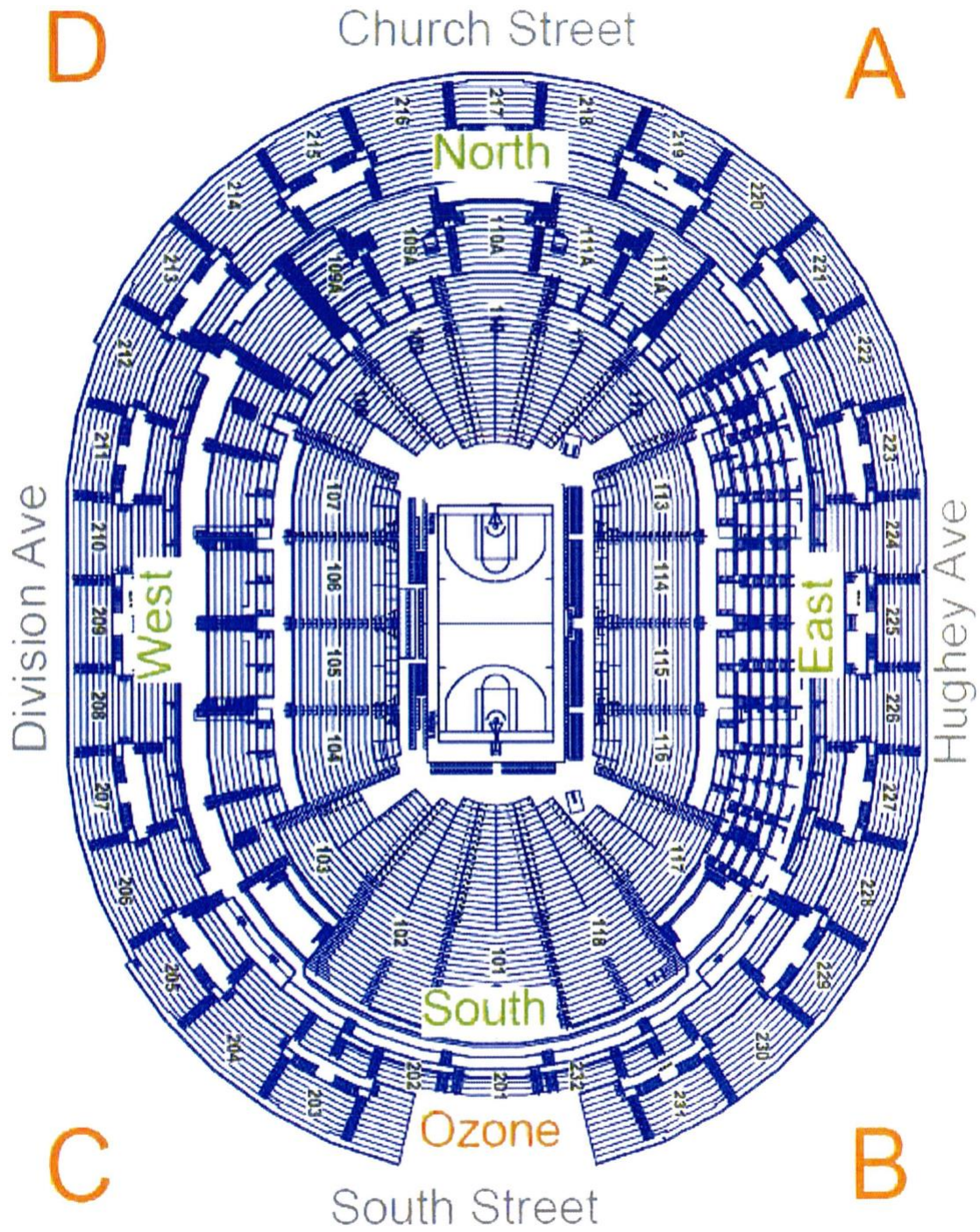
## EVENT EMERGENCY MANAGEMENT – INCIDENT COMMAND STRUCTURE

In accordance with the National Incident Management System (NIMS) and the Incident Command System (ICS), the Amway Center will utilize a Unified Command (UC) structure to prepare for, prevent, respond to, and recover from incidents and emergencies. The UC will utilize principles of ICS make decisions to preserve life, protect property and provide for continuing operations. These principles include, but are not limited to:

- All hazards approach to risk management
- Management by objective
- Unified Command to facilitate shared decision making
- Staffing events with a manageable span of control (supervisor to staff ratio of 1:10 or less) and within the requirements of NFPA 101 (1 crowd manager for every 250 people).
- Unity of Command (everyone reports to only one person in a crisis)
- Plain language communications. Codes and key words can cause confusion

Decisions to preserve life will have priority over all other decisions. To facilitate life safety, the UC may choose to evacuate the venue, shelter people within the venue, relocate people from a portion of the venue, or some combination of these elements. In the interest of public safety, the UC has the authority and responsibility and authority to stop any event in the Amway Center and direct people to a safer location.







# NOTES