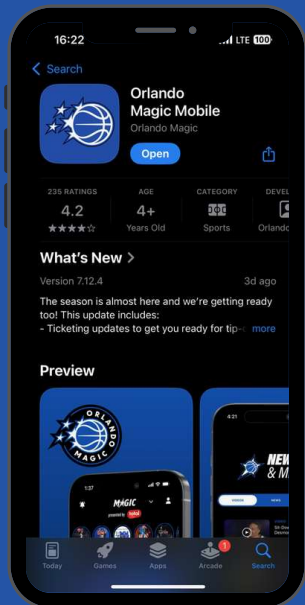
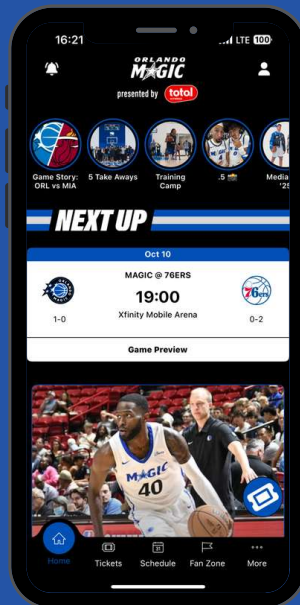


Booking a Jernigan's Reservation

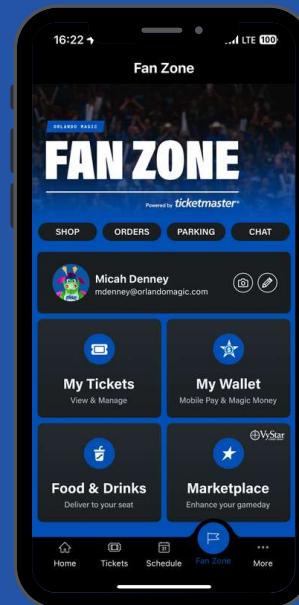
Download the Orlando Magic App through the App Store or Google Play Store




Use the navigation bar at the bottom to select “Fan Zone”



From the “Fan Zone” page, click the “Marketplace” tile

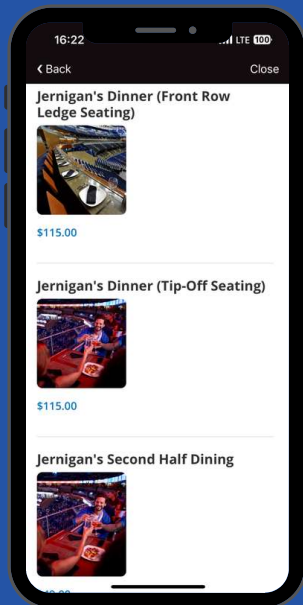


Next, navigate to “Dining & Premium” from the Marketplace menu

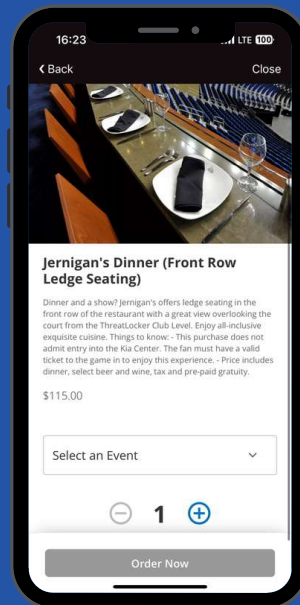


Booking a Jernigan's Reservation

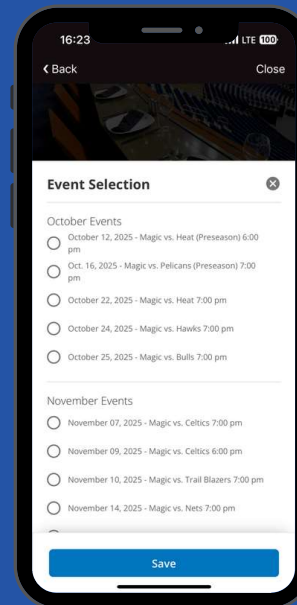
Select which type of Jernigan's reservation you prefer



Prices vary per event, so click the "Select an Event" button to pick your game



Select your preferred game and click "Save". Pricing will vary per game and will display after clicking "Save".



Review the updated pricing and select your quantity. Proceed to the payment screen by clicking "Order Now"

